



GCCU Vision

To become the Credit Union and Financial Partner of first choice for charter employees and their family members, as we grow steadily together.

GCCU Mission

We are committed to assisting our members to meet their personal financial goals through the provision of superior Credit Union services delivered by great staff and volunteers, empowered with the right skills, necessary tools and shared vision.

We will offer personalized and friendly customer service, prudent financial advice and a safe and competitive opportunity for loans, savings and investments.





2024

ANNUAL REPORT

Grace Co-operative Credit Union Limited

Five Year Statistics	1
Agenda	3
Minutes of the 55 th AGM	4
Report of the Board Of Directors	21
Report of the Treasurer	30
Financial Statements	35
Letter from the Registrar	36
Appropriation of Surplus	118
Team Members	121
Report of the Credit Committee	122
Report of the Supervisory Committee	127
Report of the Nominating Committee	128
Profile of the New Nominees	130
Attendance Register	131
Contact Persons List	133



FIVE YEARS STATISTICS

for Period 2020 to 2024

	2024	2023	2022	2021	2020
PERMANENT SHARES	6,465,508	6,109,366	5,725,924	2,249,000	2,231,000
VOLUNTARY SHARES	585,836,931	553,451,700	512,171,089	492,477,438	437,671,488
% Increase over prior year	6%	8%	4%	13%	11.74%
INSTITUTIONAL CAPITAL	91,407,435	84,793,392	79,735,644	75,838,902	72,794,407
% Increase over prior year	8%	6%	5%	4%	4.02%
LOANS TO MEMBERS (Gross)	1,010,840,170	907,292,999	763,547,134	676,058,498	630,794,756
% Increase over prior year	11%	19%	13%	7%	1.90%
TOTAL ASSETS	1,239,251,661	1,134,992,237	1,047,212,288	992,081,506	909,831,658
% Increase over prior year	9%	8%	6%	9%	16.14%
CURRENT ASSETS ****	194,397,673	184,325,959	205,498,787	264,716,714	228,820,264
CURRENT LIABILITIES ****	1,132,631,792	1,037,335,547	953,181,890	904,670,947	826,368,522

INCOME AND SURPLUS

INCOME	116,982,324	99,117,156	89,134,270	80,524,116	79,217,416
% Increase over prior year	18%	11%	11%	2%	6.55%
EXPENSES	102,763,507	91,526,693	79,982,772	73,379,985	70,976,498
SURPLUS	12,679,084	6,615,817	7,030,020	8,194,461	6,991,014
% (Decrease)/Increase over prior year	92%	-6%	-14%	17%	-0.65%
UNDISTRIBUTED SURPLUS	7,254,133	5,317,639	7,197,887	7,997,214	7,133,286
RESERVES	86,468,834	79,798,291	74,675,193	70,732,951	67,667,456

RATIOS	2024	2023	2022	2021	2020
CURRENT ASSETS	0.17:1	0.18:1	0.22:1	0.29:1	0.28:1
SURPLUS TO INCOME	11%	7%	8%	10%	8.83%
EXPENSES TO INCOME	88%	92%	90%	91%	89.60%
INCOME TO TOTAL ASSETS	9%	9%	9%	8%	8.71%
SURPLUS TO TOTAL ASSETS	1%	1%	1%	1%	0.77%
UNDISTRIBUTED SURPLUS TO SHARE CAPITAL	1%	0%	2%	1%	0.78%
MEMBERSHIP	2628	2464	2306	2259	2187
BORROWERS	1294	1240	1200	1163	1137
BORROWERS TO MEMBERSHIP	49%	50%	52%	51%	51.99%



GRACE COOPERATIVE CREDIT UNION LIMITED

We are always here for you!

Notice of Annual General Meeting

Dear Valued Members,

Notice is hereby given that the 56th Annual General Meeting of Grace Co-operative Credit Union Limited will be held in hybrid format on Wednesday, July 9, 2025, at 2:00 pm at physical location, GraceKennedy's Corporate Office Lunchroom at 73 Harbour Street, Kingston and virtually on the iteneri online platform to;

- Transact the ordinary business of society
- Consider (and it thought fit) approve resolutions to amend the rules of Grace Co-operative Credit Union Limited with respect to;
 1. The amendment of the Credit Committee Term Limit clause
 2. The amendment of the Supervisory Committee Term Limit
 3. Amendment to the rule for the use and storage of the Seal
 4. Amendment to the rules determining permanent shares

Members may attend in-person or virtually and are invited to register at <https://iteneri.com/gccu> prior to the meeting. Once you have registered, you will receive your online meeting credentials.

Registration is now open and will close on Wednesday July 9, 2025 at 1:59 p.m.

The 2024 Annual Reports and the proposed Resolutions are available on our website at www.gracecreditunion.com.

For more information on attendance, registration, participation, voting and AGM documents you may email us at gracecreditunion@gkco.com or call our office at 876-932-3506-9.

Mr. Kevin Webster
Secretary, Board of Directors



AGENDA

1. Ascertainment of a quorum
2. National Anthem
3. Prayer
4. Notice convening Annual General Meeting
5. Welcome and apologies for absence
6. Confirmation of Minutes of the 55th Annual General Meeting
7. Resolutions
8. Reports of:
 - (a) Board of Directors
 - (b)
 - (i) Treasurer and Auditor's Report
 - (ii) Appropriation of Surplus
 - (iii) Fixing of Maximum Liability for Loans and Deposits
 - (c) Supervisory Committee
 - (d) Credit Committee
9. Elections: See Report of Nominating Committee
 - (a) Board of Directors
 - (b) Credit Committee
 - (c) Supervisory Committee
10. Tribute to Retiring Volunteers
11. Any other Business
12. Gate Prizes
13. Adjournment



MINUTES

MINUTES OF THE 55th ANNUAL GENERAL MEETING OF GRACE CO-OPERATIVE CREDIT UNION LIMITED HELD ON TUESDAY, JULY 30, 2024, IN THE LUNCHROOM AT 73 HARBOUR STREET, KINGSTON.

ASCERTAINMENT OF QUORUM, CALL TO ORDER

Having ascertained a quorum was present, President Samuel Shelton called the meeting to order at 4:30p.m. and welcomed the moderator Miss Suzette Pitter to the podium. There were 54 members present in the room and 48 online.

NATIONAL ANTHEM

Romario Brown led the meeting with the singing of the National Anthem.

NOTICE CONVENING ANNUAL GENERAL MEETING

The Notice convening the Annual General Meeting was read by the Secretary, Claudette Facey Redwood

PRAYER

Senior Loan Officer, Janielle Stewart led the meeting in the Prayer of St. Francis of Assisi.

WELCOME & APOLOGIES FOR ABSENCE

The President, Samuel Shelton, welcomed attendees both online and in person.

He also extended apologies for absence on behalf of the Board of Director, Dr. Stanley Beckford, and the Treasurer, Wayne Smith, noting that the Treasurer asked the Assistant Treasurer, Maria Lewis to represent him in his absence.

The moderator, Suzette Pitter welcomed specially invited guest Howard Irons - Gilbert and Thompson Company (Auditors).

CONFIRMATION OF THE MINUTES OF THE 54th ANNUAL GENERAL MEETING AND MATTERS ARISING

Secretary, Claudette Facey Redwood carried the meeting through the confirmation of the Minutes of the 54th Annual General Meeting held on Wednesday, July 30, 2024. It was taken as read on a motion by E. Christopher Bond and seconded by Kamille Williams.

The Motion was carried.

On a motion proposed by E. Christopher Bond and seconded by Marsha Cope-Riley, the Minutes was confirmed.

The Motion was carried.

Prize was awarded to:

- Nicole Thomas



MINUTES *cont'd*

REPORTS

Report of the Board of Directors

The meeting was advised by the President, Samuel Shelton that the Credit Union won three awards, namely:

- 1) The G. Arthur Brown for Corporate Governance Award - (*Runner-up*)
- 2) The Aston 'Paddy' Bailey Award for Risk Management - (*Runner-up*)
- 3) The John Peter Sullivan Credit Union of the Year Award-Small Category - (*Runner-up*)

The Report of the Board of Directors for the year 2024 was read by the 1st Vice President, Damion Lovelace.

Highlights of the Report:

At the start of 2023, the global economic growth forecast was projected to slow from 3.5 percent in 2022 to 3.0 percent in 2023. This is well below the historical average of 3.8 percent from 2000 to 2019. On the positive side, global inflation was expected to decline steadily, from 8.7 percent in 2022 to 6.9 percent in 2023, aided by the expected tighter monetary policy by the Central Bank and lower international commodity prices.

The response of many central banks to high inflation has been the hiking of interest rates, a policy which has persisted and will likely remain for the short to medium term. Fortunately, the World and Jamaican economies continued their rebound from the negative

effects of the COVID pandemic even more in 2023. With the renewed focus on the economy, member's appetite for borrowing continued to show significant improvements. Hence, the performance of the Credit Union in the second half of the year was much better than the first half.

The 1st Vice President continued to report that during the year, the Credit Union navigated the uncertain economic climate with a relatively new Board of Directors, due to the required changes of the prior year. Despite the challenges emanating from the difficult economic climate however, the Credit Union performed much better in 2023 than in the prior year. We ended the year with a surplus of \$9.97M, which was 10% above the \$9.11M achieved in 2022.

During the year, the Board of Directors and Management continued to focus on the following areas:

- Strengthening capital structure
- Assessing and strengthening controls, processes, and operational efficiencies.
- Improving product offerings to members.
- Continuing preparation for the pending BOJ regulations of Credit Unions.

Financial Performance Highlights

Savings Deposits

At the end of December 2023, members' savings increased by 10%, compared to 13% in 2022, moving from \$404M to \$443M.



MINUTES *cont'd*

In comparison, the credit union movement's annual savings growth rate was 11.49% in 2023.

With the economy gradually reopening after a year of severe curtailment, and businesses now doing better, members felt more comfortable in saving more of their income. Traditionally, members also have a strong culture of saving, which enables the credit union to exclusively finance loan demand from these funds.

Loans and Total Assets

Although the financial performance of 2023 showed improvement over 2022, growing the loans portfolio continued to be challenging with the continuation of the pandemic. Many members remained cautious about borrowing as there was still a high level of uncertainty in the economic environment. Unlike 2022 when loans growth was 13% for the credit union, the outcome improved to 20% in 2023. The performance of the credit union movement showed a similar trend, with average loans growth of 12.18% in 2023, compared to 8.5% in 2022.

The Total Assets portfolio increased by 6%, moving from \$1,049M in 2022 to \$1,109M at the end of December 2023.

Delinquency

The Credit Union continued to maintain its excellent delinquency management record, ending the year with a delinquency ratio of 0.61%. The delinquency ratio remained below the targeted 1% throughout the year.

Liquidity

The Credit Union maintained strong liquidity throughout the year. As at December 31, 2023, the ratio was 18%. This performance was influenced by steady growth in savings, which at times outpaced the loans growth. For many years, GCCU members have maintained a robust savings culture even if they were not borrowers.

Membership

At the end of 2023, membership stood at 2,464, moving from 2,306 at the end of 2022.

Cooperative Social Responsibility

In 2023, the Credit Union continued the tradition of providing grants to children of members at the Credit Union.

Thirteen students received bursaries, broken down as follows:

- 6 completed the PEP examinations
- 5 at the Secondary level
- 2 at the Tertiary level.

Election of Officers

At the statutory meeting held following the elections at last year's Annual General Meeting, the following officers were elected:

**MINUTES** *cont'd****Board of Directors***

Samuel Shelton	- President
Damian Lovelace	- 1 st Vice President
Marsha Cope-Riley	- 2 nd Vice President
Wayne Smith	- Treasurer
Maria Lewis	- Assistant Treasurer
Claudette Facey-Redwood	- Secretary
Gerron Thomas	- Assistant Secretary
Stanely Beckford	- Director
Melisha Walters Gordon	- Director

Supervisory Committee

Andre Spencer	- Chairperson
Donovan Stephenson	- Secretary
Robert Arthurs	
Leighton Grant	
Kerline Redwood	

Credit Committee

Hortense Gregory-Nelson	- Chairman
Natalie Billings	- Secretary
Amia Brown	
Fellechia Francis	
Judy-Ann Wright	

Attendance of Directors at Board Meetings

Seven meetings were held with the Board of Directors, joined each quarter by members of the Credit and Supervisory Committees. Below is the record of attendance for Board members.

DIRECTORS	Max # possible	# at which present	# at which excused
Samuel Shelton	7	7	0
Damian Lovelace	7	6	1
Marsha Cope-Riley	4	4	0
Wayne Smith	7	5	2
Maria Lewis	7	7	0
Claudette Facey Redwood	7	7	0
Gerron Thomas	7	6	1
Stanley Beckford	7	7	0
Melisha Walters Gordon	4	3	1

Human Resources and Training

Training also continued to be an integral part of the credit union's focus. In 2023, all staff and volunteers participated in POCA training. Staff were also involved in the following training courses: Customer Service, IT Security, Data Protection, and Earthquake Bomb Threat.

At the end of the year, we bade farewell to Monique McLean, Loans Officer. We thank her for the role played in serving the credit union members. We acknowledge new staff members employed during the year: Romario Brown, Accounting Clerk and Brittany Williams, Risk and Compliance Officer.



MINUTES *cont'd*

Obituaries

Tribute was paid to the following members who passed on during the year:

- Shona Mullings
- Martha Catnott
- Raymond Ingram
- Jasmine Farmer
- Paul Meghie

Condolences were extended to the family members.

Future Plans

With the end of the COVID19 pandemic and the ongoing war in Ukraine, and now Palestine, the credit union, like other organizations, will continue to seek opportunities that will strengthen operations through technological improvements, and enhance service offerings. The Credit Unions commitment is to continue to assist members to achieve their personal financial goals by providing efficient and quality service, reinforced by improved processes and controls.

The impending full supervision of Credit Unions by the Bank of Jamaica will remain an area of focus for the Board of Directors, Management, staff, and other volunteers of the Credit Union.

Acknowledgements

In closing his report, the 1st Vice President acknowledged the commitment and continued support of his fellow Directors and other volunteers for providing oversight of the Credit Union during this challenging year.

Appreciation was also extended to the following persons and institutions who have contributed to the Credit Union success:

- The Chairman and Directors of GraceKennedy Ltd., its subsidiaries and associated companies.
- Members of the various committees.
- Directors and staff of the Jamaica Co-operative Credit Union League.
- The Department of Co-operatives and Friendly Societies.
- CUNA Caribbean Insurance (Jamaica) Ltd.
- CUMAX Wealth Management Ltd.
- Auditors, Gilbert Thompson & Co.
- Contact persons and ambassadors at the various offices where members are employed.
- Hardworking Credit Union General Manager and staff.
- And to valued members for your continued support throughout the years.



MINUTES *cont'd*

Question from the floor

Note was made of error on page 24 of the Financial Performance Highlights, by E. Christopher Bond that Annual Growth for Permanent Shares should be 7% and for Voluntary Shares, it should be 8%.

The Report of the Board of Directors was adopted on a motion by Claudette Facey Redwood and seconded by Erica Hayden.

The Motion was carried.

Auditor and Treasurer's Reports

Treasurer's Report

The Treasurer's Report was presented by Assistant Treasurer, Maria Lewis, on behalf of the Treasurer, Wayne Smith.

Highlights of the Report

The Credit Union received \$80.2M in interest on loans and advance to members, \$10.4M in investment income, and \$11.9M in non-interest income which represented commission and service charge. The total interest income of \$90.6M represented an increase of \$7.6M or 9% over prior year (\$83.0M).

Total Assets were \$1.14B at the year-end 2023 up from \$1.04B in 2022 an increase of \$91M. Loans less allowance for losses increased by \$147M from \$766M in 2022 to \$913M in 2023, an increase of 19%. Liquid Assets declined from \$195M in 2022 to \$179M a decline of 8%.

The Assistant Treasurer continued to report that the team showed their commitment to providing financial solutions that positively impacted the quality of life of its members. That resulted in a surplus of \$9.9M, an increase of \$147M in loans over prior year and increased total assets by \$91M. The team continued to be dynamic, making the changes necessary to meet the needs of the members resulting in growth for the members.

The Assistant Treasurer extended appreciation to the hard-working management and staff of the Credit Union for their efforts and dedication during the year and a special thanks to Makeda Scott for her leadership role. She continued to acknowledge the effort and support of his colleagues on the Board of Directors.

Finally, thanks were shared to each member of the Credit Union for making Grace Co-op of their choice.

The Treasurer's Report was adopted on a motion by E. Christopher Bond and seconded by Marsha Cope-Riley.

The Motion was carried.

Auditor's Report

An abridged version of the Auditor's Report was read by Howard Irons of Gilbert Thompson & Company.

The abridged version of the Auditor's Report was adopted on a motion by Marsha Cope Riley and seconded by E. Christopher Bond.

The Motion was carried.



MINUTES cont'd

Appropriation of Surplus

The Assistant Treasurer reminded that the surplus of the Credit Union was for the members, and the meeting had to agree on how that surplus would be distributed.

Surplus as at December 31, 2023, was \$9.9million. The amount available for distribution was \$9.6million less the Statutory Reserve booked in 2023 and addition of Undistributed Surplus 1st January 2023, Additional projected for distribution 2022 and Actual distribution 2022.

While, after deducting Additional Statutory Reserve of 40%, Dividend on Permanent Shares at 5%, Additional Interest at 2.5% and Donations, the Undistributed Surplus carried forward was \$1.3million.

Fixing of Maximum Liability for Loans and Deposits
The meeting was informed that the Maximum Liability for Loans and Deposits is the limit which can be expended and invested on behalf of the Credit Union.

Motion for the adoption of the Declaration of Surplus and the maximum liability of the Credit Union to not exceed 12 times the Credit union's capital and reserve was proposed by Hortense Gregory Nelson and seconded by Donovan Stephenson.

The Motion was carried.

Nomination of Auditors

It was recommended by the Board of Directors that

the Auditors for the new year remain at Gilbert Thompson & Co. That was accepted on a motion by Hortense Gregory Nelson and seconded by Richard Riley

The Motion was carried.

Prizes were awarded to:

- 1) Sashana Bernard (online)
- 2) Kwame Sutherland (in person)
- 3) Corine Notice Parks (in person)
- 4) E. Christopher Bond (in person)
- 5) Richard Riley (in person)

Credit Committee Report

The Report was presented by Chairperson of Credit Committee, Hortense Gregory Nelson.

Highlights of the Credit Committee Report:

Performance in 2023 showed growth year over year in the value of loans disbursed. The total value of loans disbursed in 2023 amounted to \$477.27 million, while for the same period last year the value of loans disbursed was \$388.98 million.

The Credit Union disbursed 1,409 new loans in 2023. That represented 91 fewer new loans or a decrease of 6.06% disbursed over the same period in the previous year - 2022.



MINUTES *cont'd*

For the first six months in 2023, the value of loans disbursed decreased by \$10.17 million or 5.64% in comparison to the first six months in 2022. The period July to December 2023, increased by 47.23% with \$98.46 million more disbursed in contrast to the same period in financial year 2022. December 2023 had the highest disbursement of \$65.51 million whilst February 2023 had the lowest disbursement of \$17.82 million. The 'Deals on Wheels' promotion positively impacted the demand for new car loans and the confidence of the economy returning to normalcy encouraged members to take on additional loans for Personal Needs, Home Improvement & Repairs and Debt Consolidations. The Wheels Express loans, Rescue loans, Education, Special Vacation and Vacation & Travel loans promotions also contributed to the strong performance of the Credit Union.

The overall performance of the loans portfolio for 2023 showed improvement year over year in the value of the loans disbursed. The top performers in that portfolio were Motor Vehicle and Personal Needs, Home Improvement & Repairs and Debt Consolidation.

The major contributors to the Credit Union loan portfolio in 2023 were:

- a) Motor Vehicle loans dominated the categories with \$249.00 million, showing an increase of \$78.21 million or 45.79% year over year.
- b) Personal Needs with \$69.18m contributed 14.50% to the loan portfolio with a 1.40% increase over \$68.23 million in 2022. That accounted for 807 of the 1,409 loans issued during the period.
- c) Home Improvement & Repairs increased

significantly by 16.86% from \$42.70 million in 2022 to \$49.90 million in 2023.

- d) Debt Consolidation decreased by 24.81% with \$30.01 million disbursed in 2023 compared to \$39.91 million in 2022.
- e) Education Expenses, down 11.50% moving from \$20.06 million in 2022 to \$17.75 million in 2023.
- f) Furniture & Appliances was up 149.40% moving from \$2.18 million in 2022 to \$5.44 million in 2023.
- g) Special Vacation loan (Summer) grew 107.61% from \$4.87 million in 2022 to \$10.18 million in 2023.
- h) Home Acquisition increased 95.43% from \$4.28 million in 2022 to \$8.38 million in 2023.
- i) Vacation and Travel loans increased by 27.87% from \$7.34 million in 2022 to \$9.39 million in 2023.
- j) Medical Expenses increased by 103.46% from \$1.30 million in 2022 to \$2.64 million in 2023.

Whilst Motor Vehicle and Personal Needs loans continued to be the top performers, the Credit Union will have to continuously monitor the loan portfolio and adjust the rates and product offering to ensure continued viability in supporting the other needs of the members. The Credit Union should also continue to find creative ways to secure its income by attracting more loans and investments from members, despite sharp competition from other related entities and the economic impact of the Covid-19 Pandemic.



MINUTES *cont'd*

The Credit Union should continue to employ the following initiatives in an effort secure business:

- a) Constant monitoring of the competitive environment to ensure that we keep up to date with market conditions
- b) Creating and reviewing products to ensure relevance to members' needs and making changes to address those needs.
- c) Ongoing member education and recruitment programs
- d) Use email and Cybervillage to showcase products
- e) Capture information on system accurately, that is, loan purpose
- f) Being proactive in discussing financial options and solutions with members

The Credit Committee thanked the Board of Directors, the Management and Staff of the Credit Union and other Committee members for their support during the financial year 2023 as together we exercised oversight responsibility for the loans approved by the Credit Union. A special thank you to the members for their support during the year and look forward to their continued support in 2024.

The serving Members of the Committee were:

Mrs. Hortense Gregory-Nelson	-	Chairman
Mrs. Natalie Billings	-	Secretary
Miss Amia Brown	-	Member
Miss Felleshia Francis	-	Member

On a motion by Dionne Rhoden and seconded by Matthew Taylor, the Report of the Credit Committee was adopted.

The Motion was carried.

Prizes were awarded to:

- 1) Chantal Hall (online)
- 2) Jason Bailey (in person)

Supervisory Committee Report

The Report of the Supervisory Committee was presented by Secretary, Donovan Stephenson.

Highlights of the Report are:

The Supervisory Committee was responsible for providing oversight of the internal audit function as performed by the Centralized Strategic Services Limited (CSSL), a member of the Jamaica Co-operative Credit Union League (JCCUL) and for reviewing the effectiveness of the internal controls and risk management practices. The Committee was accountable to the Board providing reasonable assurance that risks were being adequately managed. Additionally, the Committee provided oversight as it related to Grace Cooperative Credit Union (GCCU) vulnerabilities within regulatory controls and its mode of operation. The Committee members were elected at the last Annual General Meeting (AGM) and after the required regulatory meeting, they served in the following capacities:



MINUTES *cont'd*

- Mr. Andre Spencer - Chairman
- Mr. Donovan Stevenson - Secretary
- Mr. Robert Arthurs - Member
- Miss Kerline Redwood - Member
- Mr. Leighton Grant - Member

The audits planned and scheduled for 2023 - 2024 were conducted by CSSL and the Supervisory Committee, focusing on the following areas:

- 1) AML/CFT Review
- 2) Collateralized Securities Review
- 3) Emortelle Application Review

Additionally, the Committee continued to provide an oversight for loan applications made during the period under examination. We found in our oversight role that the relevant controls for processing were satisfactory.

Audit findings generated from various reviews were being addressed by management and tracked periodically by the Committee to verify that audit findings were implemented in a timely manner. Management submitted a Monthly Management Update (MMU) report using the TeamMate Plus application to the GraceKennedy Limited Audit Committee through its Group Internal Audit Department.

With the implementation of the IT Committee as recommended by the CSSL review in 2023, GCCU was prepared to commence registration under the Data Protection Act as at June 2024. The Committee members will continue to execute responsibilities as best as possible.

Supervisory Committee was grateful for the support provided by the Board of Directors, Credit Committee, Management Team, and the courtesies extended by members of staff of the Credit Union during the year enabling the performance the tasks.

In closing, the members of the Committee were thanked for serving in their respective capacities during the year.

The Supervisory Committee's Report was adopted on a motion by Jason Bailey and seconded by Samuel Shelton.

The Motion was carried.

Prizes were awarded to:

- Ayen Crooks (online)
- Erica Hayden (in person)
- Tiffany Johnson (in person)

ELECTION OF OFFICERS

The Report of the Nominating Committee was read by the Risk and Compliance Officer, Brittany Williams.

Board of Directors

Felleshia Francis, Natalie Billings, Damian Lovelace, Maria Lewis and Kevin Webster were elected to the Board of Directors to serve for two-years term with Marsha Cope-Riley, Samuel Shelton, Stanley Beckford and Melisha Gordon serving a one-year term.



MINUTES *cont'd*

On a motion by Marsha Cope-Riley and seconded by E. Christopher Bond the elected nominees were accepted to serve on the Board of Directors.

The motion was carried.

Credit Committee

Kadeanne Hylton, Amia Brown, Tishan Riley and Kevin Miles were elected to the Credit Committee to serve for two-years term with Terence Slater, Judy-Ann Wright and Hortense Gregory-Nelson serving a one-year term.

Polling session was conducted by Edson Brown, a representative from the Department of Co-operatives and Friendly Societies to determine the number of years served on the Credit Committee.

On a motion, it was accepted that membership of the Credit Committee be increased from five to seven and voting was by majority.

Results of the voting:

Amia Brown	-	163
Kadeanne Rennie-Hylton	-	151
Tishan Riley	-	186
Terence Slater	-	104
Kevin Miles	-	156

On a motion by Alicia Williams and seconded by Maria Lewis, the nomination presented for the Credit

Committee was accepted.

The motion was carried.

Supervisory Committee

There being no other nominations, Latoya Gooden, Colleen Bancroft, Stacy-Ann Taylor, Alleya Stephenson and Althea Hibbert were elected to serve for one year.

Mr. Edom Brown reminded the elected Board of Directors and Committee members that a meeting should be convened within 10 days of the Annual General Meeting to select Delegates, Officers, Chairmen and Secretary. Names and contact information of those Officers should be communicated to the Credit Union League of Jamaica, Bank of Jamaica, and the Department of Co-operatives and Friendly Societies.

On a motion by E. Christopher Bond and seconded by Maria Lewis, the nominations presented were accepted.

The motion was carried.

Entertainment

During the voting process, entertainment as provided by Makalia Benjamin, 2023-2024, Ms. Portland Festival Queen.

Prize was awarded to:

- Jody-Ann Barnett (in person)



MINUTES *cont'd*

TRIBUTE TO RETIRING VOLUNTEERS

Gifts were presented by Assistant Treasurer, Maria Lewis to the retiring Secretary, Claudette Facey Redwood and the retiring Treasurer, Wayne Smith as a tribute to their hard work, dedication and years of voluntary service.

INTRODUCTION OF THE CREDIT UNION TEAM

Acting General Manager, Camille Cadogan introduced the members of the Credit Union team were. They were:

- Janielle Stewart - Senior Loan Officer
- Shadae Cooke - Loan Officer
- Shanna Coley - Accountant
- Romario Brown - Accounting Officer
- Kelliciann McLean - Accounting Clerk
- Brittany Williams - Risk and Compliance Officer

ANY OTHER BUSINESS

Prizes were awarded to:

- Hortense Gregory Nelson (in person)
- Kamille Williams (in person)
- Rayon Russell (online)
- Pauline Woodburn-Williams (in person)
- Fellisha Francis (in person)
- Marsha Cope-Riley (in person)
- Kaydonna Stephenson (in person)
- Cleveland Wright (in person)

ADJOURNMENT

In the absence of the President, 1st Vice President and 2nd Vice President, the Secretary Claudette Facey Redwood closed the meeting.

Appreciation was extended to all the individuals who assisted with the execution of the Annual General Meeting.

The meeting adjourned at 6:56 p.m.



SPECIAL RESOLUTION

Amendment to the Grace Credit Union's Rules

RESOLUTION #1

WHEREAS Section 11 and Regulations 41 of the Co-operative Societies Act and Regulations respectively provide for the amendment of the Co-operative Society's Rules;

WHEREAS Article XXII, Rule 79 allows for amendments to the Rules of the Grace Co-operative Limited;

WHEREAS Article IX, Rule 42 (iii) is being proposed for amendments in the Rules of the Grace Co-operative Credit Union Limited;

WHEREAS it is being proposed that fit and proper members will be able to serve on another electable committee without having to sit out a period between the Annual General Meetings or one (1) year whichever is earlier.

WHEREAS this Credit Union has agreed to adopt and accept all the interpretations so ascribed under the said regulations and intends that all amendments hereunder proposed are to be operational immediately and binding upon members, consequently upon approval at this general meeting of members and subject to the Registrar of Co-operative Societies immediate certification.

BE IT RESOLVED that Article IX, Rule 42 (iii) which now reads:

Thereafter the term of office for members shall be two years. Each member shall hold office until his successor is elected, and shall be eligible for re-election. Notwithstanding this however, no member of the Credit Committee shall be allowed to serve more than five (5) consecutive terms. Such member

will however be re-eligible to serve once he/she sits out for a period between the Annual General Meetings or one (1) year whichever is earlier without serving on any electable Committee.

BE AMENDED TO READ:

Thereafter the term of office for members shall be three (3) years. Each member shall hold office until his successor is elected, and shall be eligible for re-election. Notwithstanding this however, no member of the Credit Committee shall be allowed to serve more than three (3) consecutive terms. Such member will however be re-eligible to serve once he/she sits out for a period between the Annual General Meetings or one (1) year whichever is earlier.


RESOLUTION #2

WHEREAS Section 11 and Regulations 41 of the Co-operative Societies Act and Regulations respectively provide for the amendment of the Co-operative Society's Rules;

WHEREAS Article XXII, Rule 79 allows for amendments to the Rules of the Grace Co-operative Limited;

WHEREAS Article IX, Rule 42 (iii) is being proposed for amendments in the Rules of the Grace Co-operative Credit Union Limited;

WHEREAS it is being proposed that fit and proper members will be able to serve on another electable committee without having to sit out a period between the Annual General Meetings or one (1) year whichever is earlier.



SPECIAL RESOLUTION cont'd

WHEREAS this Credit Union has agreed to adopt and accept all the interpretations so ascribed under the said regulations and intends that all amendments hereunder proposed are to be operational immediately and binding upon members, consequently upon approval at this general meeting of members and subject to the Registrar of Co-operative Societies immediate certification.

BE IT RESOLVED that Article IX, Rule 42 (iii) which now reads:

Thereafter the term of office for members shall be two years. Each member shall hold office until his successor is elected, and shall be eligible for re-election. Notwithstanding this however, no member of the Credit Committee shall be allowed to serve more than five (5) consecutive terms. Such member will however be re-eligible to serve once he/she sits out for a period between the Annual General Meetings or one (1) year whichever is earlier without serving on any electable Committee.

BE AMENDED TO READ:

Thereafter the term of office for members shall be two years. Each member shall hold office until his successor is elected, and shall be eligible for re-election. Notwithstanding this however, no member of the Credit Committee shall be allowed to serve more than five (5) consecutive terms. Such member will however be re-eligible to serve once he/she sits out for a period between the Annual General Meetings or one (1) year whichever is earlier.

RESOLUTION #3

WHEREAS Section 11 and Regulations 41 of the

Co-operative Societies Act and Regulations respectively provide for the amendment of the Co-operative Society's Rules;

WHEREAS Article XXII, Rule 79 allows for amendments to the Rules of the Grace Co-operative Limited;

WHEREAS Article XVIII, Rule 74 (ii) and (iii) is being proposed for amendments in the Rules of the Grace Co-operative Credit Union Limited;

WHEREAS it is being proposed that the custody of the seal be transferred to the General Manager as it aligns with modern cooperative governance models where operational roles are handled by professional staff under the Board's oversight.

WHEREAS this Credit Union has agreed to adopt and accept all the interpretations so ascribed under the said regulations and intends that all amendments hereunder proposed are to be operational immediately and binding upon members, consequently upon approval at this general meeting of members and subject to the Registrar of Co-operative Societies immediate certification.

BE IT RESOLVED that Article XVIII, Rule 74 (ii) which now reads:

The Seal of the Credit Union shall at all times remain in the custody of the Treasurer at the Registered Office of the Credit Union.

BE AMENDED TO READ:

The Seal of the Credit Union shall at all times remain in the custody of the General Manager at the operating office of the Credit Union.



SPECIAL RESOLUTION *cont'd*

BE IT RESOLVED that Article XVIII, Rule 74 (iii) which now reads:

The Seal of the Credit Union shall not be affixed to any document except by the authority of a resolution of the Board of Directors and in the presence of at least two members of the board of Directors and the Secretary or such other person as the Board of Directors may appoint for the purpose; and the two (2) members of the Board of Directors and the Secretary or other person as aforesaid shall sign every document to which the Seal of the Credit Union is affixed in their presence.

BE AMENDED TO READ:

The Seal of the Credit Union shall not be affixed to any document except by the authority of a resolution of the Board of Directors and in the presence of at least two members of the Board of Directors or such other person as the Board of Directors may appoint for the purpose; and the two (2) members of the Board of Directors or other person as aforesaid shall sign every document to which the Seal of the Credit Union is affixed in their presence.

RESOLUTION #4

WHEREAS Section 11 and Regulations 41 of the Co-operative Societies Act and Regulations respectively provide for the amendment of the Co-operative Society's Rules;

WHEREAS Article XXII, Rule 79 allows for amendments to the Rules of the Grace Co-operative Limited;

WHEREAS Article II, Rule 5 (g), Article II, Rule 6 (c), Article III, Rule 15 (viii) is being proposed for amendments in the Rules of the Grace Co-operative Credit Union Limited;

WHEREAS it is being proposed that the permanent share requirement increase from Two Thousand Five Hundred Dollars \$2,500 to Five Thousand Dollars \$5,000 to strengthen the capital position of the Credit Union.

WHEREAS this Credit Union has agreed to adopt and accept all the interpretations so ascribed under the said regulations and intends that all amendments hereunder proposed are to be operational immediately and binding upon members, consequently upon approval at this general meeting of members and subject to the Registrar of Co-operative Societies immediate certification.

BE IT RESOLVED that Article II, Rule 5 (g) which now reads:

Agreement to subscribe for one permanent share with a nominal value of Two Thousand Five Hundred Dollars (\$2,500.00) and a minimum of Five Hundred (\$500.00) in voluntary shares.

BE AMENDED TO READ:

Agreement to subscribe for one permanent share with a nominal value of Five Thousand Dollars (\$5,000.00) and a minimum of Five Hundred Dollars (\$500.00) in voluntary shares.



SPECIAL RESOLUTION *cont'd*

BE IT RESOLVED that Article II, Rule 6 (c) which now reads:

He has paid an entrance fee to be determined by the Board of Directors from time to time and subscribed for an amount of Two Thousand Five Hundred Dollars (\$2,500.00) in permanent shares and a minimum of Five Hundred Dollars (\$500.00) in voluntary shares. If the application is rejected, the entrance fee shall not be refunded.

BE AMENDED TO READ:

He has paid an entrance fee to be determined by the Board of Directors from time to time and subscribed for an amount of Five Thousand Dollars (\$5,000.00) in permanent shares and a minimum of Five Hundred Dollars (\$500.00) in voluntary shares. If the application is rejected, the entrance fee shall not be refunded.

BE IT RESOLVED that Article III, Rule 15 (viii) which now reads:

The Nominal Value of a permanent share is Two Thousand Five Hundred Dollars (\$2,500.00).

BE AMENDED TO READ:

The Nominal Value of a permanent share is Five Thousand Dollars (\$5,000.00).

Other Resolution:

Be it further resolved that members shall satisfy the minimum permanent share requirement after certification of the Rules and by October 31, 2025, via any of the following methods:

- transfer of funds into the permanent share, or
- written authority to the Credit Union, or
- Over the Counter payment.

Where a member fails to meet the requirement by the October 31, 2025, the Credit Union may transfer available funds from the member's voluntary share account to meet the permanent share requirement, without jeopardizing the voluntary share requirement, or the Credit Union may terminate the membership.



**GRACE COOPERATIVE
CREDIT UNION LIMITED**

We are always here for you!

**DON'T
WAIT TO
DRIVE
YOUR**

DREAM CAR



Up to 100% financing

Low interest rate

Up to 10 years to repay

Low processing fees

Conditions apply

CONTACT US TODAY

Address: 69 1/2 Harbour Street, Kingston

Telephone: 1(876)932-3506 -9

Email: gracecreditunion@gkco.com

Website: www.gracecreditunion.com

IG: @gracecreditunion

WhatsApp: 1(658)213-1009



Samuel Shelton
PRESIDENT

REPORT OF THE BOARD OF DIRECTORS

For Year Ended 31st December 2024

OVERVIEW

The year 2024 was a continuation of a period of rebirth and change for the Grace Cooperative Credit Union. Trying to rebuild from all the difficulties of the pandemic and to place the cooperative on solid footing, the Board of Directors and the Management of GCCU continued to focus on building on the learning and gains of the previous year, despite the new and old challenges.

In 2024, the Jamaican economy experienced a contraction, with Real Value Added estimated to have declined by 0.9%. This was primarily due to a contraction in both the Goods Producing Industry (down 2.3%) and the Services Industry (down 0.3%). While some sectors like Finance & Insurance and Hotels & Restaurants showed growth, others like Agriculture and Construction saw significant declines. The impact of Hurricane Beryl and other hydrological events also contributed to the economic downturn.

Jamaica, the land we operate in, is home to 2.9 million people, has made significant strides in reducing public debt—from over 140% of GDP in 2013 to 73.4% in FY2023/24. While this reflects strong efforts to manage public finances, economic growth remains modest. The country continues to face challenges, including low productivity, a narrow economic base, and heavy reliance on tourism.

The outlook for Jamaica's economy is expected to grow by 1.7% in 2025.



GRACE CO-OPERATIVE CREDIT UNION LIMITED
| 2024 Annual Report



REPORT OF THE BOARD OF DIRECTORS *cont'd*

Key sectors like agriculture, mining, and construction are helping to drive the recovery. Inflation is expected to stay within the central bank's target range of around 5%. As incomes rise, poverty is projected to fall, with only 11% of Jamaicans living on less than US\$6.85 a day by 2027. Public debt is also expected to decline, reaching 60.7% of GDP by 2027.

However, the outlook faces risks. Global slowdowns, rising uncertainty and natural disasters could affect growth and delay development goals. Domestic concerns, including crime, violence and food insecurity, especially among poorer households, also pose challenges.

During the year though on a positive note, we skilfully navigated the uncertain economic climate with a relatively new Board of Directors, due to the required changes of the previous two years. Despite the challenges emanating from the difficult economic climate however, our credit union performed much better in 2024 than in the prior year. We ended the year with a surplus of \$12.68M, which was 92% above the figure of \$6.62M (restated down from \$9.97M due to the implementation of IFRS 15) achieved in 2023.

For the year under review, the Board of Directors and Management continued to focus on the following areas:

- Strengthening our capital structure
- Assessing and strengthening our risk management culture
- Assessing and strengthening our controls, processes, and operational efficiencies.
- Improving our product offerings to our members.
- Continued preparation for the pending full BOJ regulations of credit unions.

The results of these efforts were reflected in our strong financial performance as well as the three (3) awards received at the 2024 JCCUL Annual Awards Ceremony:

1. G. Arthur Brown – Corporate Governance Award (Runner-up)
2. D. T. Brown – Risk Management Award (Runner-up)
3. John Peter Sullivan – Credit Union of the Year Award - Small category (Runner-up)

FINANCIAL PERFORMANCE HIGHLIGHTS

	2024 J\$000	2023 J\$000	GCCU Annual Growth	Average Movement Growth
Permanent Shares	6,466	6,109	6%	
Voluntary Shares	585,837	553,452	6%	
Saving Deposits	505,928	443,918	14%	12%
Gross Loans	1,010,840	907,293*	11%	15.5%
Total Assets	1,239,252	1,134,992*	9%	7.5%
Surplus	12,679	6,615*	92%	

(* Indicates restated figures for 2023)



REPORT OF THE BOARD OF DIRECTORS *cont'd*

SAVINGS DEPOSITS

By the end of December 2024, members' savings increased by 14%, compared to 10% in 2023, moving from \$443M to \$505M. This reflects strong member contributions and financial engagement. Historically, our members have demonstrated a strong saving culture, allowing the credit union to exclusively finance loan demand using these funds.

In contrast, the average movement growth stood at 12%, indicating a slightly slower long-term trend in savings expansion.

LOANS and TOTAL ASSETS

Although the financial performance of 2024 showed improvement over 2023, growing the loans portfolio continues to be challenging. The Credit Union still managed to improve in its performance over 2023. Gross loans increased by 11% showing expansion in lending activities due to higher credit demand and improved loan accessibility.

With a 15.5% average movement growth, this suggests past periods of stronger expansion.

The Total Assets Portfolio increased by 9%, moving from \$1,135M in 2023 to \$1,239M at the end of December 2024. With a 7.5% average movement growth, showing steady but moderated expansion over time.

DELINQUENCY

Our Credit Union continued to maintain its excellent delinquency management record, ending the year with

a delinquency ratio of 0.77%. The delinquency ratio remained below the targeted 1% throughout the year.

LIQUIDITY

Our Credit Union maintained liquidity throughout the year. As at December 31, 2024, the ratio was 15%. This performance was influenced by steady growth in savings, which at times outpaced the loans growth. For many years, GCCU members have maintained a robust savings culture even if they are not borrowers.

MEMBERSHIP

At the end of 2024, our membership stood at 2,624, moving from 2,464 at the end of 2023.

CORPORATE SOCIAL RESPONSIBILITY

In 2024, our Credit Union proudly upheld its tradition of supporting the educational pursuits of our members' children through the provision of grants. A total of thirteen (13) students were awarded bursaries, distributed as follows: four (4) students who recently completed the PEP examinations, seven (7) at the secondary level, and two (2) at the tertiary level.

Grace Cooperative Credit Union further demonstrated its commitment to social responsibility with a visit to Bethlehem Children's Home. Staff engaged with the children through interactive games and activities, fostering joy and connection. Additionally, the Credit Union provided donations to support the home's needs, reinforcing its dedication to the well-being of vulnerable youths.



REPORT OF THE BOARD OF DIRECTORS *cont'd*

ELECTION OF OFFICERS

At the statutory meeting held following the elections at last year's Annual General Meeting, the following officers were elected:

Board of Directors

Samuel Shelton	- President
Damian Lovelace	- 1 st Vice President
Marsha Cope-Riley	- 2 nd Vice President
Natalie Billings	- Treasurer
Maria Lewis	- Assistant Treasurer
Kevin Webster	- Secretary
Felleshia Francis	- Assistant Secretary
Stanely Beckford	- Director
Melisha Walters Gordon	- Director

Supervisory Committee

Colleen Bancroft	- Chairperson
Althea Hibbert	- Secretary
Latoya Gooden	
Stacy-Ann Taylor	
Alleya Stephenson	

Credit Committee

Hortense Gregory-Nelson	- Chairman
Tishan Riley	- Secretary
Amia Brown	
Judy-Ann Wright	
Kadeanne Rennie-Hylton	
Terence Slater	
Kevin Miles	

ATTENDANCE OF DIRECTORS AT BOARD MEETINGS

Seven meetings were held with the Board, joined each quarter by members of the Credit and Supervisory committees. Below is the record of attendance for Board members.

DIRECTORS	Max # possible	# at which present	# at which excused
Samuel Shelton	7	7	0
Damian Lovelace	7	6	1
Marsha Cope-Riley	7	7	0
Natalie Billings	2	1	1
Maria Lewis	7	5	2
Kevin Webster	2	2	2
Felleshia Francis	2	1	1
Stanley Beckford	7	5	2
Melisha Walters Gordon	7	4	3



REPORT OF THE BOARD OF DIRECTORS *cont'd*

HUMAN RESOURCES and TRAINING

Training also continued to be an integral part of our credit union's focus. In 2024, all staff and volunteers participated in two (2) POCA trainings. Staff were also involved in the following training courses: Customer Service, IT Security, Data Protection, KYC, KYE, Counter Finance and Terrorism and Sexual Harassment.

In 2024, we experienced several staff changes. We

bid farewell to Chantal Hall, former Accounting Officer, Makeda Scott, General Manager, and Alicia Williams, Accountant. We extend our heartfelt appreciation for their dedicated service and meaningful contributions to our members. We also warmly welcome our new team members: Kellici-Ann McLean as Accounting Clerk, Shanna Coley as Accountant, and Kayla Francis as Loan Officer. We are excited about the strengths they bring and look forward to their continued success within our organization.

Obituaries

We would like to take the opportunity to pay tribute to the following members who passed on during the year:

- Hugh Allen
- Annette Johnson-Wisdom
- Philando Henry
- Mavis Brown
- Stephen Johnson
- Phillip Henry
- Ricardo Passley
- Louise Francis
- Patrick Swaby

We wish to extend our condolence to their family members.



FUTURE PLANS

Grace Co-op Credit Union remains dedicated to enhancing our operations through technological advancements and expanding our service offerings. We are committed to helping our members achieve their personal financial goals by delivering efficient,

high-quality service, strengthened by continuous improvements in processes and controls.

Additionally, the upcoming full supervision of Credit Unions by the Bank of Jamaica will continue to be a key focus for our Board of Directors, Management, staff, and dedicated volunteers.



REPORT OF THE BOARD OF DIRECTORS *cont'd*

ACKNOWLEDGEMENTS

As I close, let me take this opportunity to acknowledge the commitment and continued support of my fellow Directors and other volunteers for providing oversight of our Credit Union during this challenging year.

Appreciation must also be extended to the following persons and institutions who have contributed to our success:

- The Chairman and Directors of GraceKennedy Ltd., its subsidiaries and associated companies.
- Members of the various committees.
- Directors and staff of the Jamaica Co-operative Credit Union League.
- The Department of Co-operatives and Friendly Societies.
- CUNA Caribbean Insurance (Jamaica) Ltd.
- CUMAX Wealth Management Ltd.
- Our Auditors, Gilbert Thompson & Co.
- Our contact persons and ambassadors at the various offices where our members are employed.
- Our hardworking Credit Union General Manager and staff.
- And to you, our valued members for your continued support throughout the years.



Grace Co-operative Credit Union took home three (3) awards from the JCCUL 2024 Awards Banquet



President Samuel Shelton (left) and General Manager Camille Cadogan posed with the three (3) awards received from the Jamaica Co-operative Credit Union League (JCCUL) 2024 Awards Banquet. The Awards were Runner-up for the 2023 G. Arthur Brown Corporate Governance award, Runner-up for the D. T. Brown Risk Management award and Runner-up for the John-Peter Sullivan Credit Union of the Year Award (Small-sized category).

Grace Co-operative Credit Union Education Grant Awards Ceremony 2024



From Left to Right (Back): Photo of Mrs Claudette Facey Redwood (Former Secretary of the Board of Directors); Miss Camille Cadogan (General Manager); Matthew Groskopf; Brianna Redwood; Kenya Martin; Mikailia James; Natasha Williams; Kevaughn Miles; Ramira Nelson; President of the Board of Directors, Samuel Shelton. From Left to Right (Front): Mia Miller; Jade-Anne James, Farrie Montague.

Corporate Social Responsibility



Grace Co-op Credit Union contributed essential supplies to the Bethlehem Children's Home during Credit Union Week, reinforcing its commitment to corporate social responsibility.



2024 Annual Report

GRACE CO-OPERATIVE CREDIT UNION LIMITED

REPORT OF THE BOARD OF DIRECTORS



Mr. Samuel Shelton
President



Mr. Damian Lovelace
1st Vice President



Mrs. Marsha Cope-Riley
2nd Vice President



Mrs. Natalie Billings
Treasurer



Miss Maria Lewis
Assistant Treasurer



Mr. Kevin Webster
Secretary



Miss Felieshia Francis
Assistant Secretary



Mrs. Melisha Walters Gordon



Dr. Stanley Beckford



2024 Annual Report

GRACE CO-OPERATIVE CREDIT UNION LIMITED

REPORT OF THE TREASURER

For Year Ended 31st December 2024



Grace Co-op Credit Union received \$95.5M in interest on loans and advance to members, \$8.1M in investment income, and \$13.4M in non-interest income which represented commission and service charge. The total interest income of \$103.6M represents an increase of \$13M or 14% over prior year (\$90.6M).

Total Assets were \$1.24B at the year-end 2024 up from \$1.13B in 2023 an increase of \$104M. Loans less allowance for losses increased by \$104M from \$907M in 2023 to \$1.01B in 2024, an increase of 11%. Liquid assets increased to \$188M in 2024 from \$179M in 2023. An increase of 5%.

STATEMENTS

The following is a summary of the detailed information contained in the audited financial statements. We, the members, altogether have:

	2024	2023
	\$	\$
a) Total Permanent Shares	6,465,508	6,109,366
We also own collectively as a society, the following:		
i) Statutory Reserves to provide stability to the Credit Union	84,976,041	78,361,998
ii) Education Reserve	214,792	214,792
iii) Capital Revaluation Reserve	6,431,394	6,431,394
iv) Bad Debt Reserve (Impaired Loan Losses)	4,447,553	4,946,445
v) Special Reserve	785,737	785,737
vi) Donation Reserve	240,000	180,000
vii) Unclaimed Share Reserve	169,914	169,914
viii) Share Transfer Reserve	82,350	85,850
ix) We have previous earnings that have not been returned to us as dividends. This amount is:	(2,889,133)	24,985
x) This year our net earnings is	<u>10,143,267</u>	<u>5,292,654</u>
The total we own in reserves, provision and earnings is	<u>111,067,422</u>	<u>102,603,135</u>

**REPORT OF THE TREASURER *cont'd***

	2024	2023
	\$	\$
The grand total we have is	<u>111,067,422</u>	<u>102,603,135</u>
The money we have has been:		
a) Loaned to members	1,015,287,723	912,239,444
b) used to Tangible and Intangible Assets (Net Book Value)	1,647,897	1,538,897
c) Invested in:-		
i. Shares in the Jamaica Cooperative Credit Union League	5,546,592	5,546,593
ii. JCCUL Liquidity Reserve & Demand Deposit	89,538,690	79,554,100
iii. Victoria Mutual Building Society	21,190,538	35,252,479
iv. Mortgage Funds with Jamaica Cooperative Credit Union League	21,548,204	21,016,724
v. Cu Premium, CUET & Qnet*	271,125	271,065
vi. Cumax Wealth Management	25,890,165	55,197,532
vii. Cumax BOJ CD	36,197,337	-
d) Bank account, etc.	20,289,416	24,023,667
e) But we owed Depositors and external creditor	(505,927,693)	(443,918,010)
f) Members' voluntary shares	(585,836,931)	(553,451,700)
g) Others (Receivables, Payable and Accruals)	(34,575,641)	(34,667,656)
The grand total of the loans and investment we have made is	<u>111,067,422</u>	<u>102,603,135</u>
Our Income has been earned from:-		
a) Interest on loans to members	93,484,270	78,434,333
b) Interest on liquid assets	2,019,680	1,786,748
d) Interest on Investments	7,820,445	9,912,347
e) Interest - Cumax	233,844	442,291
f) Other sources	<u>13,424,085</u>	<u>8,541,437</u>
	<u>116,982,324</u>	<u>99,117,156</u>

**REPORT OF THE TREASURER *cont'd***

	2024	2023
	\$	\$
The expenses for the year were:-		
Salaries and related expenses	45,560,329	40,866,648
Insurance - Loan Protection and Life Saving (L.P&L.S)	5,887,369	4,962,809
Facilities Fee	7,037,340	6,639,000
Interest Expense	25,824,244	22,528,416
Printing, stationery and supplies	1,099,793	937,327
League and other dues	4,729,642	3,729,392
Unrecoverable GCT	2,945,607	2,985,931
AGM, Seminars and other meetings	1,721,300	1,839,964
Professional and consulting fees	2,461,685	1,704,163
Audit Fees	1,157,475	915,840
Provision for bad debts	1,539,733	974,646
Education Grant	600,000	615,000
Depreciation and amortization	495,148	592,748
General expenses	3,243,575	3,209,455
TOTAL EXPENSES	<u>104,303,240</u>	<u>92,501,339</u>
This leaves us a surplus of:-	12,679,084	6,615,817
We are setting aside Statutory Reserves as required by the Act	<u>(2,535,817)</u>	<u>(1,994,613)</u>
	10,143,267	4,621,204
Together with the undistributed earnings from previous year	<u>(2,889,133)</u>	<u>1,691,141</u>
Undistributed earnings	<u>7,254,134</u>	<u>6,312,345</u>

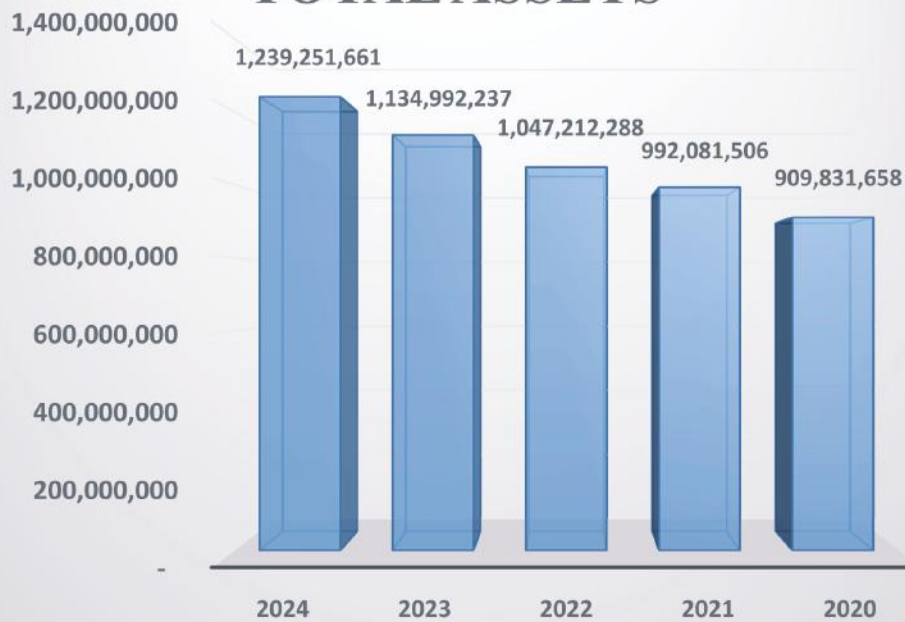


2024 Annual Report

GRACE CO-OPERATIVE CREDIT UNION LIMITED

REPORT OF THE TREASURER *cont'd*

TOTAL ASSETS



VOLUNTARY SHARES

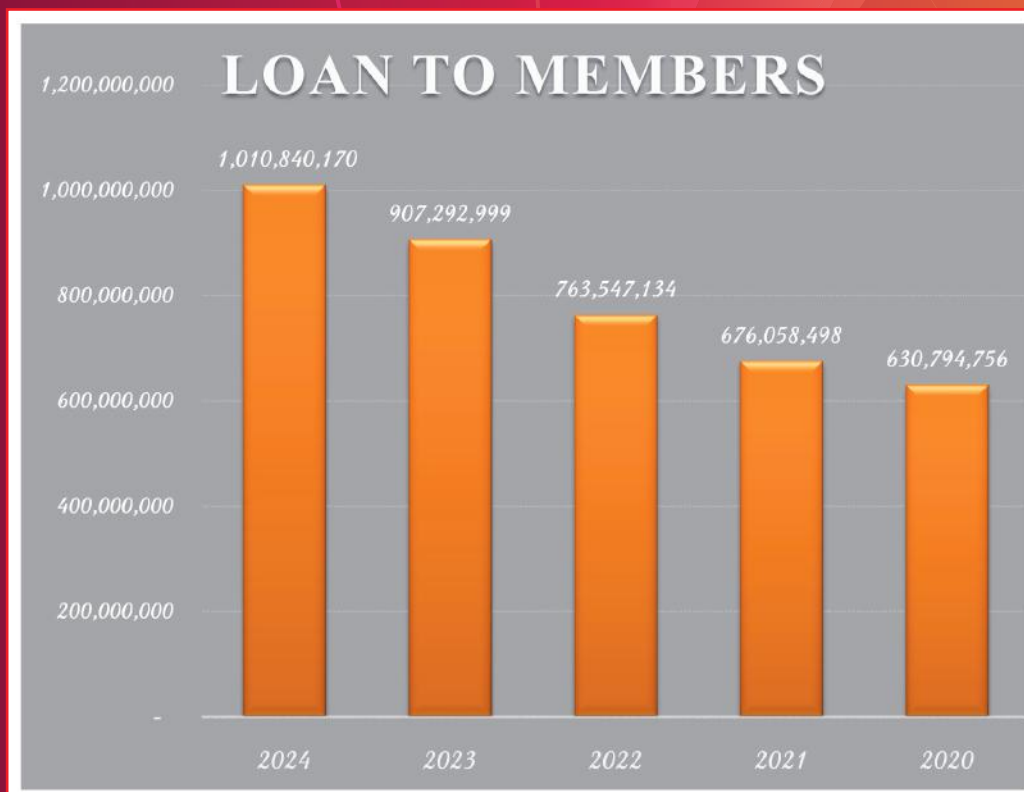




2024 Annual Report

GRACE CO-OPERATIVE CREDIT UNION LIMITED

REPORT OF THE TREASURER *cont'd*



CONCLUSION

The team has demonstrated their commitment to providing financial solutions that have significantly enhanced the quality of life for its members. This dedication has led to a surplus of \$12.6M, a \$103M increase in loans compared to the previous year, and a \$104M growth in total assets. Their dynamic approach ensures that necessary changes are made to meet the evolving needs of members, fostering continued growth and success.

I wish to extend my gratitude to the diligent management and staff of the credit union for their

dedication throughout the year. I also acknowledge the invaluable contributions and support of my colleagues on the Board.

Finally, I sincerely thank each credit union member for choosing Grace Co-op as their preferred financial institution.

Respectively Submitted,
Natalie Billings
Treasurer



2024 Annual Report

GRACE CO-OPERATIVE CREDIT UNION LIMITED



31 December 2024

Financial *Statements*

Letter from the Registrar **36**

Independent Auditors' Report to the Registrar
of Co-operatives and Friendly Societies **37-40**

Financial Statements:

Statement of Surplus or Deficit
and Other Comprehensive Income **41**

Statement of Financial Position **42-43**

Statement of Changes in Equity **44-46**

Statement of Cash Flows **47**

Notes to the Financial Statements **48-118**



Ministry of Industry Investment & Commerce

Jamaica's **Business** Ministry



DEPARTMENT OF CO-OPERATIVES & FRIENDLY SOCIETIES CHARITIES AUTHORITY, JAMAICA

ANY REPLY OR SUBSEQUENT REFERENCE TO THIS COMMUNICATION SHOULD BE ADDRESSED TO THE REGISTRAR AND THE FOLLOWING REFERENCE QUOTED:

R376-205/03/2025

March 31, 2025

The Secretary
Grace Co-operative Credit Union Limited
64 Harbour Street
Kingston

Dear Sir/Madam,

I forward herewith the Financial Statements of your Society for the year ended December 31, 2024.

The Annual General Meeting (AGM) must be convened in accordance with **Regulations 19 & 21** of the Co-operative Societies Regulations, 1950 and **Regulations 25A-25F** of the Co-operative Societies (Amendment) Regulations, 2021. At least seven (7) days' notice shall be given before the meeting is held.

A copy of your report, which you intend to present to the Annual General Meeting on the year's working of the Society as set forth in **Regulation 35(b)** of the Co-operative Societies Regulations, should be forwarded to this office.

Kindly advise the Department of the date for the Annual General Meeting, so that arrangements can be made for representation.

Regards,

.....
Lavern Gibson-Eccleston (Mrs.)
(For) REGISTRAR OF CO-OPERATIVE SOCIETIES
AND FRIENDLY SOCIETIES.

HEAD OFFICE
Shop 42B, New Kingston Business Centre
30 Dominica Drive
Kingston 5, Jamaica, W. I.
(876) 927-4912 | 927-6572 978-1946

HOPE GARDENS
Hope Gardens
Kingston 6
(876) 648-6870

**MANDEVILLE,
MANCHESTER**
23 Caledonia Road
(RADA Bldg.)
(876) 615-9083

MONTEGO BAY, ST. JAMES
10 Delisser Drive
(The Office of the Prime
Minister)
(876) 952-7913



Gilbert Thompson & Company 2017

Chartered Accountants

Lot 2, Shop 14 Regal Plaza, P. O Box 80
Kingston 5, Jamaica.
Ph: (876) 758-8345, (876) 906-1098
E-mail: gilbertthompsonco2017@yahoo.com

Shop 25 Omni Plaza 41 Manchester Ave May Pen,
Clarendon, Jamaica
Ph: (876) 986-6035, (876) 786-2232
E-mail: gilbertthompsonco2017@yahoo.com

INDEPENDENT AUDITORS' REPORT

To the Registrar of Co-operatives and Friendly Societies
Grace Co-operative Credit Union Limited
(A Society Registered Under the Co-operative Societies Act)

Report on the Audit of the Financial Statements

Opinion

We have audited the financial statements of Grace Co-operative Credit Union Limited set out on pages 41 to 118, which comprise the statement of financial position as at 31 December 2024, the statements of surplus or deficit and other comprehensive income and changes in equity, cash flows for the year then ended and the notes comprising material accounting policies and other explanatory information.

In our opinion, the accompanying financial statements give a true and fair view of the financial position of the Co-operative as at 31 December 2024, and of its financial performance and its cash flows for the year then ended in accordance with International Financial Reporting Standards (IFRS) and the requirements of the Co-operative Societies Act.

Basis for Opinion

We conducted our audit in accordance with International Standards on Auditing (ISAs). Our responsibilities under those standards are further described in the *Auditors' Responsibilities for the Audit of the Financial Statements* section of our report.

We are independent of the Co-operative in accordance with the International Ethics Standards Board for Accountants' International Code of Ethics for Professional Accountants (including International Independence Standards) (IESBA Code) and we have fulfilled our other ethical responsibilities in accordance with the IESBA Code. We believe that the audit evidence we have obtained is sufficient and appropriate to provide a basis for our opinion.



Gilbert Thompson & Company 2017

Chartered Accountants



INDEPENDENT AUDITORS' REPORT (CONT'D)

To the Registrar of Co-operatives and Friendly Societies
Grace Co-operative Credit Union Limited
(A Society Registered Under the Co-operative Societies Act)

Responsibilities of Management and the Board of Directors for the Financial Statements

Management is responsible for the preparation and fair presentation of the financial statements that give a true and fair view in accordance with IFRS and the Co-operative Societies Act, and for such internal control as management determines is necessary to enable the preparation of financial statements that are free from material misstatement, whether due to fraud or error.

In preparing the financial statements, management is responsible for assessing the Co-operative's ability to continue as a going concern, disclosing, as applicable, matters related to going concern and using the going concern basis of accounting unless management either intends to liquidate the Co-operative or to cease operations, or has no realistic alternative but to do so.

Management is responsible for other information. The other information comprises the President's and Treasurers' and other reports included in the Annual Report, except for our auditors' report.

Those charged with governance are responsible for overseeing the Co-operative's financial reporting process.

Auditor's Responsibilities for the Audit of the Financial Statements

Our objectives are to obtain reasonable assurance about whether the financial statements as a whole are free from material misstatement, whether due to fraud or error, and to issue an auditors' report that includes our opinion. Reasonable assurance is a high level of assurance, but is not a guarantee that an audit conducted in accordance with ISAs will always detect a material misstatement when it exists. Misstatements can arise from fraud or error and are considered material if, individually or in the aggregate, they could reasonably be expected to influence the economic decisions of users taken on the basis of these financial statements. As part of an audit in accordance with ISAs, we exercise professional judgment and maintain professional skepticism throughout the audit.



Gilbert Thompson & Company 2017

Chartered Accountants

INDEPENDENT AUDITORS' REPORT (CONT'D)

To the Registrar of Co-operatives and Friendly Societies
Grace Co-operative Credit Union Limited
(A Society Registered Under the Co-operative Societies Act)

Auditor's Responsibilities for the Audit of the Financial Statements (Cont'd)

We also:

- Identify and assess the risks of material misstatement of the financial statements, whether due to fraud or error, design and perform audit procedures responsive to those risks, and obtain audit evidence that is sufficient and appropriate to provide a basis for our opinion. The risk of not detecting a material misstatement resulting from fraud is higher than for one resulting from error, as fraud may involve collusion, forgery, intentional omissions, misrepresentations, or the override of internal control.
- Obtain an understanding of internal control relevant to the audit in order to design audit procedures that are appropriate in the circumstances, but not for the purpose of expressing an opinion on the effectiveness of the Co-operative's internal control.
- Evaluate the appropriateness of accounting policies used and the reasonableness of accounting estimates and related disclosures made by management.
- Conclude on the appropriateness of management's use of the going concern basis of accounting and, based on the audit evidence obtained, whether a material uncertainty exists related to events or conditions that may cast significant doubt on the Co-operative's ability to continue as a going concern. If we conclude that a material uncertainty exists, we are required to draw attention in our auditors' report to the related disclosures in the financial statements or, if such disclosures are inadequate, to modify our opinion. Our conclusions are based on the audit evidence obtained up to the date of our auditors' report. However, future events or conditions may cause the Co-operative to cease to continue as a going concern.



Gilbert Thompson & Company 2017

Chartered Accountants



INDEPENDENT AUDITORS' REPORT (CONT'D)

To the Registrar of Co-operatives and Friendly Societies
Grace Co-operative Credit Union Limited
(A Society Registered Under the Co-operative Societies Act)

Auditor's Responsibilities for the Audit of the Financial Statements (Cont'd)

- Evaluate the overall presentation, structure and content of the financial statements, including the disclosures, and whether the financial statements represent the underlying transactions and events in a manner that presents a true and fair view.

We communicate with those charged with governance regarding, among other matters, the planned scope and timing of the audit and significant audit findings, including any significant deficiencies in internal control that we identify during our audit.

Report on additional matters as required by the Co-operative Societies Act

We have obtained all the information and explanations which, to the best of our knowledge and belief, were necessary for the purposes of our audit. In our opinion, proper accounting records have been maintained, so far as appears from our examination of those records, and the financial statements, which are in agreement therewith, give the information required by the Co-operative Societies Act, in the manner required.

Gilbert Thompson & Co. 2017

.....
Chartered Accountants

March 21, 2025



STATEMENT OF SURPLUS OR DEFICIT AND OTHER COMPREHENSIVE INCOME

Year Ended 31 December 2024

	<u>Note</u>	<u>2024</u> \$	<u>2023</u> ** \$	<u>2022</u> ** \$
INTEREST INCOME				
Interest on loans and advance to members		93,484,270	78,434,333	72,438,522
Interest on liquid assets		2,019,680	1,786,748	781,240
Interest on investment		7,820,445	9,912,347	9,181,741
Interest JCCUL – Cu Max		<u>233,844</u>	<u>442,291</u>	<u>618,644</u>
		103,558,239	90,575,719	83,020,147
INTEREST EXPENSE				
Interest on saving deposits		(25,254,854)	(21,960,135)	(19,921,050)
Other financial cost		<u>(569,390)</u>	<u>(568,281)</u>	<u>(403,469)</u>
NET INTEREST INCOME		77,733,995	68,047,303	62,695,628
Impairment losses on financial assets		(<u>1,539,733</u>)	(<u>974,646</u>)	(<u>2,121,478</u>)
		76,194,262	67,072,657	60,574,150
Non-Interest income	8	<u>13,424,085</u>	<u>8,541,437</u>	<u>6,114,123</u>
NET INTEREST AND OTHER INCOME		89,618,347	75,614,094	66,688,273
OPERATING EXPENSES	9	(<u>76,939,263</u>)	(68,998,277)	(<u>59,658,253</u>)
Surplus For Year, Being Total Comprehensive Income		<u><u>12,679,084</u></u>	<u><u>6,615,817</u></u>	<u><u>7,030,020</u></u>

** Restated, see note 25 (pages 106 and 107)

**STATEMENT OF FINANCIAL POSITION**
31 December 2024

	<u>Note</u>	<u>2024</u> <u>\$</u>	<u>2023 **</u> <u>\$</u>	<u>2022 **</u> <u>\$</u>
ASSETS				
EARNING ASSETS				
Liquid Assets	10a	167,816,730	155,004,111	171,368,202
Financial investment	11	32,365,921	41,834,382	76,315,990
Loans to members	12	<u>1,010,840,170</u>	<u>907,292,999</u>	<u>763,547,134</u>
		<u>1,211,022,821</u>	<u>1,104,131,492</u>	<u>1,011,231,326</u>
NON-EARNING ASSETS:				
Cash and cash equivalent	10b	20,289,416	24,023,667	24,013,138
Other assets	13	6,291,527	5,298,181	10,117,447
Property, plant and Equipment	14a	832,336	648,614	913,859
Intangible assets	14b	<u>815,561</u>	<u>890,283</u>	<u>936,518</u>
		<u>28,228,840</u>	<u>30,860,745</u>	<u>35,980,962</u>
Total Assets		<u>1,239,251,661</u>	<u>1,134,992,237</u>	<u>1,047,212,288</u>

** Restated, see note 25 (pages 108 and 110)





STATEMENT OF FINANCIAL POSITION


31 December 2024

	<u>Note</u>	<u>2024</u> <u>\$</u>	<u>2023 **</u> <u>\$</u>	<u>2022 **</u> <u>\$</u>
LIABILITIES AND EQUITY				
LIABILITIES				
Interest bearing liabilities:				
Members' deposit	15a	505,927,693	443,918,010	404,348,875
Voluntary shares	15b	<u>585,836,931</u>	<u>553,451,700</u>	<u>512,171,089</u>
		1,091,764,624	997,369,710	916,519,964
Non-interest-bearing liability:				
Payable and accruals	16	<u>40,867,168</u>	<u>39,965,837</u>	<u>36,661,926</u>
		<u>1,132,631,792</u>	<u>1,037,335,547</u>	<u>953,181,890</u>
EQUITY				
Members' share capital	17	6,465,508	6,109,366	5,725,924
Non-institutional capital				
Retained earnings and reserve	18	1,492,793	1,436,293	1,370,943
Undistributed surplus		7,254,133	5,317,639	7,197,887
Institutional capital				
Statutory and legal reserve	19a	84,976,041	78,361,998	73,304,250
Capital revaluation reserve	19b	<u>6,431,394</u>	<u>6,431,394</u>	<u>6,431,394</u>
		<u>106,619,869</u>	<u>97,656,690</u>	<u>94,030,398</u>
Total Liabilities and Equity		<u>1,239,251,661</u>	<u>1,134,992,237</u>	<u>1,047,212,288</u>

Approved for issue by the Board of Directors on March 21, 2025 and signed on its behalf by:


President – Samuel Shelton


Treasurer – Natalie Billings


Secretary – Kevin Webster

** Restated, see note 25 (pages 109 and 111)



STATEMENT OF CHANGES IN EQUITY

Year Ended 31 December 2024

	Members' Permanent Share Capital \$	Institutional Capital ** \$	Non-Institutional Capital (Undistributed Net Surplus) ** \$	Total \$
Balances at 1 January 2023	5,725,924	79,735,644	8,568,830	94,030,398
Net surplus	-	-	6,615,817	6,615,817
Transfer to statutory reserves 2023	-	1,323,163	(1,323,163)	-
Transfer to statutory reserves 2022	-	3,645,085	(3,645,085)	-
Donations	-	-	(60,000)	(60,000)
Appropriations -				
Dividend on shares and deposits	-	-	(2,899,975)	(2,899,975)
Dividend on Permanent Shares	-	-	(567,842)	(567,842)
Entrance fee	-	89,500	-	89,500
Share transfer account	383,442	-	65,350	448,792
Balances at 31 December 2023	6,109,366	84,793,392	6,753,932	97,656,690
Net surplus	-	-	12,679,084	12,679,084
Transfer to statutory reserves 2024	-	2,535,817	(2,535,817)	-
Transfer to statutory reserves 2023	-	3,989,226	(3,989,226)	-
Donations	-	-	(60,000)	(60,000)
Appropriations -				
Dividend on shares and deposits	-	-	(3,873,002)	(3,873,002)
Dividend on Permanent Shares	-	-	(284,545)	(284,545)
Entrance fee	-	89,000	-	89,000
Share transfer account	356,142	-	56,500	412,642
Balances at 31 December 2024	6,465,508	91,407,435	8,746,926	106,619,869

** Restated, see note 25 (pages 112, 113, 114 and 115)

**STATEMENT OF CHANGES IN EQUITY**
Year Ended 31 December 2024

	<u>Non- Institutional Capital</u>		<u>Total **</u>
	<u>Undistributed Surplus</u>	<u>Retained Earnings & Reserves</u>	
	<u>\$</u>	<u>\$</u>	<u>\$</u>
Balances at 1 January 2022	7,197,887	1,370,943	8,568,830
Net surplus	6,615,817	-	6,615,817
Transfer from special reserves 2023	(1,323,163)	-	(1,323,163)
Transfer to statutory reserves 2022	(3,645,085)	-	(3,645,085)
Share transfer account	-	65,350	65,350
Donations	(60,000)	-	(60,000)
Appropriations -			
Dividend – shares and deposits	(2,899,975)	-	(2,899,975)
Dividend – Permanent Shares	(567,842)	-	(567,842)
Balances at 31 December 2023	5,317,639	1,436,293	6,753,932
Net surplus	12,679,084	-	12,679,084
Transfer from special reserves 2024	(2,535,817)	-	(2,535,817)
Transfer to statutory reserves 2023	(3,989,226)	-	(3,989,226)
Share transfer account	-	56,500	56,500
Donations	(60,000)	-	(60,000)
Appropriations -			
Dividend – shares and deposits	(3,873,002)	-	(3,873,002)
Dividend – Permanent Shares	(284,545)	-	(284,545)
Balances at 31 December 2024	<u>7,254,133</u>	<u>1,492,793</u>	<u>8,746,926</u>

** Restated, see note 25 (pages 112 and 113)



STATEMENT OF CHANGES IN EQUITY Year Ended 31 December 2024

INSTITUTIONAL CAPITAL

	<u>Statutory Reserve</u> \$	<u>Capital Reserve</u> \$	<u>Total</u> ** \$
Balances at 1 January 2022	73,304,250	6,431,394	79,735,644
Transfer to statutory reserves 2023	1,323,163	-	1,323,163
Transfer to statutory reserves 2022	3,645,085	-	3,645,085
Entrance fee	<u>89,500</u>	<u>-</u>	<u>89,500</u>
Balances at 31 December 2023	78,361,998	6,431,394	84,793,392
Transfer to statutory reserves 2024	2,535,817	-	2,535,817
Transfer to statutory reserves 2023	3,989,226	-	3,989,226
Entrance fee	<u>89,000</u>	<u>-</u>	<u>89,000</u>
Balances at 31 December 2024	<u>83,976,041</u>	<u>6,431,394</u>	<u>91,407,435</u>

** Restated, see note 25 (pages 114 and 115)



STATEMENT OF CASH FLOW

Year Ended 31 December 2024

<u>Note</u>	<u>2024</u> <u>\$</u>	<u>2023</u> ** <u>\$</u>	<u>2022</u> ** <u>\$</u>
CASH FLOW FROM OPERATING ACTIVITIES:			
Surplus for the year	12,679,084	6,615,817	7,030,020
Adjustments to reconcile net profit to Cash provided by operating activities –			
Depreciation	<u>495,148</u>	<u>592,748</u>	<u>291,308</u>
Operating cash flows before movements in working capital	13,174,232	7,208,565	7,321,328
Changes in operating assets and liabilities -			
Members' loan	(103,547,171)	(143,745,865)	(87,488,636)
Other receivables	(993,346)	4,819,266	(5,765,511)
Members' savings account	62,009,683	39,569,135	29,171,805
Share capital voluntary	32,385,231	41,280,611	19,693,651
Payable and accruals	<u>901,331</u>	<u>3,303,911</u>	(354,513)
Net cash provided by/(used in) operating activities	<u>3,929,960</u>	(47,564,377)	(37,421,876)
Cash flow from investing activities -			
Property, plant and equipment purchased	(604,148)	(281,268)	(645,847)
Financial investments	(36,728,876)	<u>34,481,608</u>	(26,505,534)
Net cash (used in)/provided by investing activities	(37,333,024)	<u>34,200,340</u>	(27,151,381)
Cash flow from financing activities -			
Entrance fee	89,000	89,500	32,400
Dividend on shares and deposit	(3,873,002)	(2,899,975)	(3,571,105)
Dividend on permanent shares	(284,545)	(567,842)	(333,900)
Donation	(60,000)	(60,000)	(60,000)
Share transfer account	<u>412,642</u>	<u>448,792</u>	<u>3,522,424</u>
Cash used in financing activities	(3,715,905)	(2,989,525)	(410,181)
Decrease in liquid assets	(37,118,969)	(16,353,562)	(64,983,438)
Liquid asset at beginning of the year	<u>179,027,778</u>	<u>195,381,340</u>	<u>260,364,778</u>
Liquid Asset at End of Year	<u>141,908,809</u>	<u>179,027,778</u>	<u>195,381,340</u>

** Restated, see note 25 (pages 116 and 117)



NOTES TO THE FINANCIAL STATEMENTS 31 December 2024

1. IDENTIFICATION AND ACTIVITY:

Grace Co-operative Credit Union Limited (“Co-operative”) is incorporated under the laws of Jamaica and is registered under the Co-operative Societies Act (“Act”) and has its registered office at 69 ½ Harbour Street, Kingston, Jamaica.

The main activities of the Co-operative are to promote thrift among its members by affording them an opportunity to accumulate savings and to create for them a source of credit for provident or productive purposes at a reasonable rate of interest.

Membership in the Co-operative is obtained by the holding of members’ permanent [note 17] and voluntary [note 15(b)] shares, which are deposits available for withdrawals on demand. Individual membership may not exceed 20% of the total of the members’ shares of the co-operative.

2. REGULATION:

The Co-operative Societies Act requires that at least 20% of the net surplus of the Co-operative be transferred annually to a reserve fund. The Co-operative is exempt from Income Tax under section 59(i) of the Co-operative Societies Act and Section 12 of the Income Tax Act.

The liabilities of the individual members are limited by shares. Individual membership liability may not exceed 20% of total share capital.



NOTES TO THE FINANCIAL STATEMENTS 31 December 2024

3. **STATEMENT OF COMPLIANCE AND BASIS OF PREPARATION:**

The principal accounting policies applied in the preparation of these financial statements are set out below. These policies have been consistently applied to all the years presented, unless otherwise stated.

(a) **Statement of Compliance**

The financial statements are prepared in accordance and comply with International Financial Reporting Standards (“IFRS”) and the Co-operative Societies Act of Jamaica.

(b) **Basis of preparation**

IFRS requires management to make estimates and assumptions that affect the amounts reported in the financial statements. These estimates and assumptions are based on historical experience and management’s best knowledge of current events and actions. Actual results may differ from these estimates and assumptions.

New, revised and amended standards and interpretations that became effective during the year

Certain new standards, interpretations and amendments to existing standards have been published that became effective during the current financial year. The Co-operative has assessed the relevance of all such new standards, interpretations and amendments and has concluded that there are no new standards, interpretations and amendments which are relevant to its operations.



NOTES TO THE FINANCIAL STATEMENTS 31 December 2024

3. STATEMENT OF COMPLIANCE AND BASIS OF PREPARATION (CONT'D)

(b) Basis of preparation (cont'd)

Amendments to IAS 1, 'Presentation of financial statements', on classification of liabilities, (effective for annual periods beginning on or after 1 January 2024).

Amendments to IAS 1, 'Presentation of financial statements', clarify that liabilities are classified as either current or non-current, depending on the rights that exist at the end of the reporting period. Classification is unaffected by the expectations of the entity or events after the reporting date (for example, the receipt of a waiver or a breach of covenant). The amendment also clarifies what IAS 1 means when it refers to the 'settlement' of a liability.

The Co-operative is currently assessing the impact of the new standard on its financial statements.

Amendment to IAS 16- Leases on sales and leaseback (effective for annual periods beginning on or after 1 January 2024).

These amendments include requirements for sale and leaseback transactions in IFRS 16 to explain how an entity accounts for a sale and leaseback after the date of the transaction. Sale and leaseback transactions where some or all the lease payments are variable lease payments that do not depend on an index or rate are most likely to be impacted.

The Co-operative is currently assessing the impact of the new standard on its financial statements.



NOTES TO THE FINANCIAL STATEMENTS 31 December 2024

3. STATEMENT OF COMPLIANCE AND BASIS OF PREPARATION (CONT'D)

(b) Basis of preparation (cont'd)

New, revised and amended standards and interpretations not yet effective and not early adopted by the Co-operative

Certain new accounting standards, amendments to accounting standards and interpretations have been published that are not mandatory for 31 December 2024 reporting period and have not been early adopted by the Co-operative. The standards, amendments and interpretations relevant to the Co-operative are discussed below.

IFRS 18, Presentation and Disclosure in Financial Statements (effective for accounting periods starting not earlier than 1 January 2027). The standard sets out significant new requirements for how financial statements are presented, with particular focus on the statement of profit or loss, including requirements for mandatory sub-totals to be presented, aggregation and disaggregation of information, as well as disclosures related to management defined performance measures. The standard will replace IAS 1 Presentation of Financial Statements and aims to improve comparability and transparency of the company's performance reporting.

The Co-operative is currently assessing the impact of future adoption of the new standard on its financial statements.



NOTES TO THE FINANCIAL STATEMENTS 31 December 2024

3. STATEMENT OF COMPLIANCE AND BASIS OF PREPARATION (CONT'D)

(b) Basis of preparation (cont'd)

New, revised and amended standards and interpretations not yet effective and not early adopted by the Co-operative (cont'd)

IFRS 19 Subsidiaries without Public Accountability (effective for accounting periods starting not earlier than 1 January 2027). The standard sets out to significantly reduce disclosure requirements that an eligible entity is permitted to apply instead of the disclosure requirements in other IFRS Accounting Standards.

Disclosures work alongside other IFRS. An eligible subsidiary applies the requirements in other IFRS's except for the disclosure requirements and instead applies the reduced disclosure requirements in IFRS 19. IFRS 19's reduced disclosure requirements balance the information needs of the users of eligible subsidiaries' financial statements with cost savings for preparers.

IFRS 19 is a voluntary standard for eligible subsidiaries. A subsidiary is eligible if:

- it does not have public accountability; and
- it has an ultimate or intermediate parent that produces consolidated financial statements available for public use that comply with IFRS Accounting Standards. IFRS 19 can be applied as soon as it is issued.

The company is assessing the impact the amendments will on its financial statements.

The company does not expect any other standards or interpretations issued by the IASB, but not yet effective, to have a material effect on its financial position.



NOTES TO THE FINANCIAL STATEMENTS 31 December 2024

3. STATEMENT OF COMPLIANCE AND BASIS OF PREPARATION (CONT'D)

(c) **Basis of measurement:**

The financial statements are prepared on the historical cost basis.

The methods used to measure fair value are set out in note 7.

(d) **Functional and presentation currency**

The financial statements of the Co-operative are measured using the currency of the primary economic environment in which the Co-operative operates (Jamaican Dollar). These financial statements are presented in Jamaican dollars, which is considered the Co-operative's functional and presentation currency.

(e) **Foreign currency translation**

Transactions and balances

Foreign currency transactions are translated into the functional currency using the exchange rates prevailing at the dates of the transactions.

Monetary items denominated in foreign currency are translated to Jamaican dollars using the closing rate as at the reporting date.

Exchange differences arising from the settlement of transactions at rates different from those at the dates of the transactions and unrealized foreign exchange differences on unsettled foreign currency monetary assets and liabilities are recognized in profit or loss.



NOTES TO THE FINANCIAL STATEMENTS 31 December 2024

3. STATEMENT OF COMPLIANCE AND BASIS OF PREPARATION (CONT'D):

(f) Critical accounting judgments in applying the Co-operative's accounting policies

(i) Impairment losses on financial assets

The measurement of the expected credit loss (ECL) allowance for financial assets measured at amortised cost requires the use of complex models and significant assumptions about future economic conditions and credit behavior such as the likelihood of members' defaulting and the resulting losses.

A number of significant judgements are also required in applying the accounting requirements for measuring ECL such as:

- Determining criteria for significant increase in credit risk
- Choosing appropriate models and assumptions for the measurement of ECL
- Establishing the number and relative weights of forward-looking scenarios
- Establishing group of similar financial assets for the purpose of measuring ECL.



NOTES TO THE FINANCIAL STATEMENTS 31 December 2024

4. MATERIAL ACCOUNTING POLICES:

The Co-operative has consistently applied the accounting policies as set out below to all periods presented in these financial statements.

(a) Financial instruments

A financial instrument is any contract that gives rise to a financial asset of one entity and financial liability or equity instrument to another entity.

Financial instrument carried on the statements of financial position include loan to members, liquid assets, financial investments, other assets, members' deposits, members' voluntary shares and payables and accruals. The particular recognition methods adopted are disclosed in significant accounting policy associated with each item. The fair values of the Co-operative's financial instruments are in note 7.

Financial instruments are classified, recognised and measured in accordance with the substance of the terms of the contracts as set out herein.

(i) Recognition and initial measurement

The Co-operative recognises a financial instrument when it becomes a party to the contractual terms of the instrument. The Co-operative initially recognises accounts receivable on the date when they are originated. All other financial assets and financial liabilities are initially recognised on the trade date.



NOTES TO THE FINANCIAL STATEMENTS

31 December 2024

4. MATERIAL ACCOUNTING POLICES (CONT'D):

(b) Financial instruments (cont'd)

Financial liabilities

Financial liabilities net of transaction costs, are initially measured at fair value, and are subsequently measured at amortised cost using the effective method. At the reporting date, the items classified as financial liabilities are members' deposits, members' voluntary shares, external credits, and other liabilities.

(c) Loans and provision for impairment losses

Loans are non-derivative financial assets with fixed or determinable payments that are not quoted in an active market and that the Co-operative does not intend to sell immediately or in the near term.

Loans are recognized when cash is advanced to borrowers. They are initially recorded at cost, which is the cash given to originate the loan including any transaction costs and are subsequently measured at amortised cost using the effective interest method.

An allowance for impairment is established if there is objective evidence that it is probable that all amounts due according to the original contractual terms will not be collected. The amount of the provision is the difference between the carrying amount and the recoverable amount, being the present value of expected future cash flows, including amounts recoverable from collateral, discounted at the original effective interest rate of the loans.

A loan is classified as impaired when, in management's opinion, there has been deterioration in credit quality to the extent that there is no longer reasonable assurance of timely collection of the full amount of principal and interest. If the payment on a loan is contractually three (3) months in arrears, the loan will be classified as impaired. When a loan is classified as impaired the accrual of interest income based on the original term of the loan is discontinued. IFRS requires the increase in the present value of impaired loans due to the passage of time to be reported as interest income.



NOTES TO THE FINANCIAL STATEMENTS 31 December 2024

4. MATERIAL ACCOUNTING POLICES (CONT'D):

(c) Loans and provision for impairment losses (cont'd)

Write-offs are made when all or part of a loan is deemed uncollectible or when a debt is forgiven. Write-offs are charged against previously established provisions for credit losses and reduce the principal amount of a loan. Recoveries in part or in full, of amounts previously written off, are credited to impairment losses in surplus or deficit.

The Co-operative's impairment loss provision requirements, as stipulated by the Jamaica Co-operative Credit Union League Limited ("JCCUL"), that exceed the IFRS impairment provision are dealt with in a non-distributable loan loss reserve as an appropriation of accumulated surplus.

(d) Resale agreements

Resale agreements ("reverse repos") are short-term transactions whereby an entity buys securities and simultaneously agrees to resell them on a specified date and at a specified price. Reverse repos are accounted for as short-term collateral lending.

The Co-operative enters into resale agreements to resell substantially identical investments at a certain date in the future at a fixed price. The amounts paid are recognized as "resale agreements" and are collateralised by the underlying securities.

The difference between the sale and repurchase consideration is recognized on the accrual basis over the period of the transaction and is included in interest income.

(e) Cash and cash equivalents

Cash and cash equivalents are shown at cost. They comprise cash and bank balances and short-term liquid deposits, where original maturities do not exceed three months, are readily convertible to known amounts of cash, are subject to an insignificant risk of changes in value, and are held for the purpose of meeting short-term commitments, rather than for investment purposes.



NOTES TO THE FINANCIAL STATEMENTS 31 December 2024

4. MATERIAL ACCOUNTING POLICES (CONT'D):

(e) Cash and cash equivalent Cont'd

For the purposes of the statement of cash flows, cash and cash equivalents comprise cash in hand and in bank and deposits not held to satisfy statutory requirements, net of bank overdraft, if any.

(f) Property, plant and equipment

(i) Measurement

Items of property, plant and equipment are measured at cost, less accumulated depreciation and impairment losses. Cost includes expenditures that are directly attributable to the acquisition of the asset. The cost of self-constructed assets includes the cost of material and direct labour and any other costs directly attributable to bringing the asset to a working condition for its intended use.

(ii) Subsequent costs

The cost of replacing part of an item of property, plant and equipment is recognized in the carrying amount of the item if it is probable that the future economic benefits embodied within the part flow to the Co-operative and its cost can be measured reliably. The costs of the day-to-day servicing of property, plant and equipment are recognized in surplus or deficit.



NOTES TO THE FINANCIAL STATEMENTS 31 December 2024

4. MATERIAL ACCOUNTING POLICES (CONT'D):

(f) Property, plant and equipment cont'd

(iii) Depreciation

Depreciation is recognized in surplus or deficit on the straight-line basis at rates estimated to write-down the relevant assets, over their expected useful life and residual value are reviewed at each reporting date and adjusted if appropriate with the effect of any changes in the estimate being accounted for on a prospective basis.

Furniture and fixtures	10%
Automated teller machine	10%
Data processing equipment	10% - 20%

(g) Intangible asset

Intangible asset represents software rights and is measured at cost, less accumulated amortization and impairment losses. Amortisation method, useful life and residual value are reviewed at each reporting date and adjusted if appropriate with the effect of any changes in the estimate being accounted for on a prospective basis.

Amortisation is charged to surplus or deficit on the straight-line basis over the estimated useful life of the intangible asset, from the date it is available for use. The expected useful life of computer software is 10 years.

(h) Other assets

Other assets comprising sundry receivables and prepayments are measured at amortised cost less impairment losses. An impairment loss is established when there is objective evidence that the Co-operative will not be able to collect all amounts due according to the original terms of the receivables. The amount of any provision is the difference between the carrying amount and the expected recoverable amount.



NOTES TO THE FINANCIAL STATEMENTS 31 December 2024

4. MATERIAL ACCOUNTING POLICES (CONT'D):

(i) Members' shares -

(i) Permanent shares

Permanent shares may be transferred by a member to another but are not available for withdrawal. Permanent shares are classified as equity and measured at amortised cost.

(ii) Voluntary shares

Members' voluntary shares represent deposit holdings of the Co-operative's member, to satisfy membership requirements and to facilitate eligibility for loans and other benefits. These shares are classified as financial liabilities. Dividends payable on these shares are determined at the discretion of the Co-operative and reported as interest in surplus or deficit in the period in which they are approved.

(j) Payables and accruals

Payables and accruals are initially recognised at fair value less any directly attributable transaction costs. Subsequent to initial recognition, they are measured at amortised cost using the effective interest method.



NOTES TO THE FINANCIAL STATEMENTS 31 December 2024

4. MATERIAL ACCOUNTING POLICES (CONT'D):

(k) Other liabilities

Other liabilities comprise other payables and are measured at amortised cost.

(l) Provisions

Provisions are recognised when the Co-operative has a present, legal or constructive obligation as a result of past events, if it is probable that an outflow of resources embodying economic benefits will be required to settle the obligation, and a reliable estimate of the amount of the obligation can be made.

(m) Revenue recognition

Revenue is income that arises in the course of the ordinary activities of the Co-operative. Accordingly, revenue comprises interest income, fees and commissions, and income and gains from trading and holding financial instruments.

Where collection of interest income is considered doubtful, or payment is outstanding for more than 90 days, interest is taken into account on the cash basis. IFRS requires that when receivables become doubtful of collection, they are written down to their recoverable amounts and interest income is thereafter recognised based on the rate of interest that was used to discount the future cash flows for the purpose of measuring the recoverable amount.

There has been no doubtful interest payment for the period under review.



NOTES TO THE FINANCIAL STATEMENTS 31 December 2024

4. MATERIAL ACCOUNTING POLICES (CONT'D):

(m) Revenue recognition (Cont'd)

(i) Interest income

Effective interest rate

Interest income is recognised in surplus or deficit using the effective interest method. The 'effective interest rate' is the rate that exactly discounts the estimated future cash receipts through the expected life of the financial asset to its gross carrying amount.

When calculating the effective interest rate for financial instruments other than purchased or originated credit impaired assets, the Co-operative estimates future cash flows considering all contractual terms of the financial instrument, but not ECL. For purchased or originated credit-impaired financial assets, a credit adjusted effective interest rate is calculated using estimated future cash flows including ECL.

The calculation of the effective interest rate includes transaction costs and fees and points paid or received that are an integral part of the effective interest rate. Transaction costs include incremental costs that are directly attributable to the acquisition of a financial asset.

Amortised cost and gross carrying amount

The 'amortised cost' of a financial asset is the amount at which the financial asset is measured on initial recognition minus the principal repayments, plus or minus the cumulative amortisation using the effective interest method of any difference between that initial amount and the maturity amount, adjusted for any expected credit loss allowance.

The 'gross carrying amount of a financial asset' is the amortised cost of a financial asset before adjusting for any expected credit loss



NOTES TO THE FINANCIAL STATEMENTS 31 December 2024

4. MATERIAL ACCOUNTING POLICES (CONT'D):

(m) Revenue recognition (Cont'd)

(i) Interest income cont'd

Calculation of interest income

The effective interest rate of a financial asset is calculated on initial recognition of a financial asset. In calculating interest income, the effective interest rate is applied to the gross carrying amount of the asset (when the asset is not credit impaired). The effective interest rate is revised as a result of periodic re-estimation of cash flows of floating rate instruments to reflect movements in market rates of interest.

However, for financial assets that has become credit-impaired subsequent to initial recognition, interest income is calculated by applying the effective interest rate to the amortised cost of the financial asset. If the asset is no longer credit impaired, then the calculation of interest income reverts to the gross basis.

For financial assets that were credit-impaired on initial recognition, interest income is calculated by applying the credit adjusted effective interest rate to the amortised cost of the asset. The calculation of interest income does not revert to the gross basis even if the credit risk of the asset improves.

Presentation

Interest income calculated using the effective interest method presented in the statement of profit or loss and OCI, includes interest on financial assets measured at amortised cost, and interest on debt instruments measured at FVOCI.



NOTES TO THE FINANCIAL STATEMENTS

31 December 2024

4. MATERIAL ACCOUNTING POLICES (CONT'D):

(m) Revenue recognition (Cont'd)

(ii) Fees and commission

Fee and commission income are recognised on the accrual basis when the service has been provided. Fee and commissions arising from negotiating or participating in the negotiation of a transaction for a third party are recognised on completion of the underlying transaction. Portfolio and other management advisory and service fees are recognised based on the applicable service contracts, usually on a time apportioned basis as the service is provided. Asset management fees related to investment funds are recognised rateably over the period in which the service is provided. Performance-linked fees or fee components are recognised when the performance criteria are fulfilled.

(iii) Dividends

Dividend income from equity financial investments is recognised when the Co-operative's right to receive payment has been established.

(n) Institutional capital

Institutional capital includes retained earnings reserve and other statutory and legal reserves as set out in article XIV rule 66 of the Co-operative Societies Act. These are set aside in order to strengthen the capital base of the Co-operative and thereby protect the interest of the members. These amounts are not available for distribution.

(o) Statutory reserves

The statutory and legal reserves are maintained in accordance with the provisions of the Co-operative Societies Act, which require that a minimum of 20% of surplus before honoraria should be carried to a fund. A registered society may apply to the Registrar to allow the required percentage to be reduced. However, the reduction will not be granted below 10%.



NOTES TO THE FINANCIAL STATEMENTS 31 December 2024

4. MATERIAL ACCOUNTING POLICES (CONT'D):

(p) Impairment

The carrying amounts of the Co-operative's assets, other than loans to members [see note 4(a)], are reviewed at each reporting date to determine whether there is any indication of impairment. If any such indication exists, the asset's recoverable amount is estimated at each reporting date. An impairment loss is recognised whenever the carrying amount of an asset or its cash-generating unit exceeds its recoverable amount. Impairment losses are recognised in surplus or deficit. Any cumulative loss in respect of an available-for-sale investment recognised previously in other comprehensive income is transferred to surplus or deficit.

(i) Calculation of recoverable amount

The recoverable amount of the Co-operative's loans and receivables is calculated at the present value of expected future cash flows, discounted at the original effective interest rate inherent in the asset. The recoverable amount in respect of an available-for-sale investment is its current fair value. Receivables with a short duration are not discounted.

The recoverable amount of other assets is the greater of their fair value less costs to sell and value in use. In assessing value in use, the estimated future cash flows are discounted to their present value using a discount rate that reflects current market assessments of the time value of money and the risks specific to the asset.



NOTES TO THE FINANCIAL STATEMENTS 31 December 2024

4. MATERIAL ACCOUNTING POLICES (CONT'D):

(p) Impairment (cont'd)

(ii) Reversals of impairment

In respect of loans and receivables the impairment loss is reversed, if the subsequent increase in recoverable amount can be related objectively to an event occurring after the impairment loss was recognized.

In respect of other assets, an impairment loss is reversed, if there has been a change in the estimates used to determine the recoverable amount.

An impairment loss is reversed only to the extent that the asset's carrying amount does not exceed the carrying amount that would have been determined, net of depreciation or amortization, if no impairment loss had been recognized.

Reversals are recognized in surplus or deficit, except for available-for-sale equity financial asset, that are recognized in other comprehensive income.

(q) Leases

Leases, where a significant portion of the risks and rewards of ownership are retained by the lessor, are classified as operating leases. Payments under operating leases are charged as an expense in surplus or deficit on the straight-line basis over the period of the lease.

(r) Foreign currency translation

Transactions in foreign currencies are converted at the exchange rates prevailing at the dates of the transactions. At the reporting date, monetary assets and liabilities denominated in foreign currency are translated using the exchange rates ruling at that date. Exchange differences arising from the settlement of transactions at rates different from those at the dates of the transactions and unrealized foreign exchange differences on unsettled foreign currency monetary assets and liabilities are recognized in surplus or deficit.



NOTES TO THE FINANCIAL STATEMENTS 31 December 2024

5. CRITICAL ACCOUNTING ESTIMATES AND JUDGEMENTS:

The preparation of the financial statements in conformity with IFRS requires management to make estimates and assumptions that affect the reported amounts of, and disclosures relating to, assets liabilities, contingent assets and contingent liabilities at the reporting date and the income and expenses for the year then ended. Actual amounts could differ from those estimates.

The estimates and underlying assumptions are reviewed on an ongoing basis. Revisions to accounting estimates are recognized in the period in which the estimate is revised and future periods, if the revision affects both currents and future periods.

Judgments made by management in the application of IFRS that have significant effect on the financial statements and estimates with a significant risk of material adjustment in the next financial year are discussed below:

(i) Impairment losses on loans to members

The determining amounts recorded for impairment losses on loan in the financial statements, management makes judgments regarding indicators of impairment, that is, whether there are indicators that suggest there may be a measureable decrease in the estimated future cash flows from loans, for example, repayment default and adverse economic conditions. Management also makes estimates of the likely estimated future cash flows from impaired loans, as well as the timing of such cash flows. Historical loss experience is applied where indicators of impairment are not observable on individual significant loans and loans portfolio with similar characteristic, such as credit risks.



NOTES TO THE FINANCIAL STATEMENTS 31 December 2024

6. FINANCIAL INSTRUMENTS-RISK MANAGEMENT

(a) Introduction and overview

The Co-operative activities are principally related to the use of financial instruments. The Co-operative therefore has exposure to the following risks from its use of financial instruments in the ordinary course of business:

- Credit risk
- Liquidity risk
- Market risk
- Operational risk
- Capital risk management

The Board of Directors of the Co-operative has overall responsibility for the establishment and oversight of the Co-operative's risk management framework. Senior management of the Co-operative report to the respective Board of Directors on their activities. The Co-operative's risk management policies are designed to identify and analyse the risks faced by the Co-operative, to set appropriate risk limits and controls, and to monitor risks and adherence to limits risk management.

The Co-operative regularly reviews its risk management policies and systems to reflect changes in market conditions and product and service offerings. The respective Audit, Risk and Conduct Review Committees of the Co-operative and the subsidiary Co-operative are responsible for monitoring compliance with the Co-operative's risk management policies and for reviewing the adequacy of the risk management framework in relation to the risks faced by the Co-operative.

The Audit, Risk and Conduct Review Committees are assisted in these functions by the Co-operative's Internal Audit Unit and the Co-operative Risk Management Unit, which undertakes periodic reviews of risk management controls and procedures, the results of which are reported to the Audit, Risk and Conduct Review Committees.

The key risks to which the Co-operative is exposed and the manners in which it measures and manages them are as follows:



NOTES TO THE FINANCIAL STATEMENTS 31 December 2024

6. FINANCIAL INSTRUMENTS-RISK MANAGEMENT

(b) Credit risk

Credit risk is the risk of financial loss to the Co-operative if a customer or counterparty to a financial instrument fails to meet its contractual obligations. Credit risk arises primarily from credit given to customers from stock broking activities, investing activities, collateralised lending and deposits with other institutions. Balances arising from these activities include debt securities, resale agreements, cash and cash equivalents and accounts receivable.

(i) Management of credit risk

Credit risk is the single largest risk for the Co-operative's business; management therefore carefully manages its exposure to credit risk. Credit risk management and control is delegated to the Co-operative's Finance and Risk Management Committee. The Committee is responsible for oversight of credit risk, including formulating credit policies, establishing the authorisation structure for the approval of credit facilities, reviewing and assessing credit risk, and limiting concentration of exposure to counterparties.

The estimation of credit exposure for risk management purposes is complex and requires the use of models, as the exposure varies with changes in market conditions, expected cash flows and the passage of time. The assessment of credit risk of a portfolio of assets entails further estimations as to the likelihood of defaults occurring, of the associated loss ratios and of default correlations between counterparties. The Co-operative measures credit risk using Probability of Default (PD), Exposure at Default (EAD) and Loss Given Default (LGD). This is similar to the approach used for the purposes of measuring Expected Credit Loss (ECL) under IFRS 9.



NOTES TO THE FINANCIAL STATEMENTS 31 December 2024

6. FINANCIAL INSTRUMENTS-RISK MANAGEMENT

(b) Credit risk (cont'd)

(i) Management of credit risk (continued)

The Co-operative manages the credit risk on items exposed to such risk as follows:

Cash and cash equivalents

These are held with reputable financial institutions and collateral is not required for such accounts as management regards the institutions as strong.

Resale agreements

Collateral is held for all resale agreements.

Investment securities

In relation to its holding of investment securities, the Co-operative manages the level of risk it undertakes by investing substantially in short term Government of Jamaica, Bank of Jamaica and foreign Government debt securities; such securities are generally unsecured.

Loan to members

Exposure to credit risk is managed by regular analysis of the ability of the members and other counter parties to meet repayment obligations.

(ii) Concentration of credit risk

There is significant concentration of credit risk in that the Co-operative holds substantial amounts of debt securities in fixed deposit with Cumax and fixed deposit with Victoria Mutual Building Society. There is no other significant concentration of credit risk.



NOTES TO THE FINANCIAL STATEMENTS 31 December 2024

6. FINANCIAL INSTRUMENTS-RISK MANAGEMENT (CONT'D)

(b) Credit risk (cont'd)

(iii) Maximum exposure to credit risk and credit quality analysis (continued)

Loan at amortise cost:

	<u>Stage 1</u> 12-months ECL \$	2024 <u>Stage 2</u> Lifetime ECL \$	<u>Stage 3</u> Lifetime ECL \$	Total \$	2023 <u>3 Stages</u> Total \$
Impaired Loan losses	<u>1,813,590</u>	<u>148</u>	<u>2,633,815</u>	<u>4,447,553</u>	<u>4,946,445</u>

Loan at amortise cost:

	<u>Stage 1</u> 12-months ECL \$	2023 <u>Stage 2</u> Lifetime ECL \$	<u>Stage 3</u> Lifetime ECL \$	Total \$	2022 <u>3 Stages</u> Total \$
Impaired Loan losses	<u>1,724,028</u>	<u>99,684</u>	<u>3,122,733</u>	<u>4,946,445</u>	<u>2,970,126</u>

Resale agreements, loans receivable and debt securities at amortised cost:

Loans recoverable and debit securities at amortised cost:



NOTES TO THE FINANCIAL STATEMENTS 31 December 2024

6. FINANCIAL INSTRUMENTS-RISK MANAGEMENT (CONT'D)

(b) Credit risk (cont'd)

(iv) Impairment

IFRS 9 outlines a 'three-stage' model for impairment based on changes in credit quality since initial recognition as summarised below:

- A financial instrument that is not credit-impaired on initial recognition is classified in 'Stage 1' and has its credit risk continuously monitored by the Co-operative.
- If a significant increase in credit risk ('SICR') since initial recognition is identified, the financial instrument is moved to 'Stage 2' but is not yet deemed to be credit-impaired. Please refer to below for a description of how the Co-operative determines when a significant increase in credit risk has occurred.
- Financial instruments in Stage 1 have their ECL measured at an amount equal to the portion of lifetime expected credit losses that result from default events possible within the next 12 months. Instruments in Stages 2 or 3 have their ECL measured based on expected credit losses on a lifetime basis. Please refer to below for a description of inputs, assumptions and estimation techniques used in measuring the ECL.



NOTES TO THE FINANCIAL STATEMENTS 31 December 2024

6. FINANCIAL INSTRUMENTS-RISK MANAGEMENT (CONT'D)

(b) Credit risk (cont'd)

iv) Impairment (continued)

- A pervasive concept in measuring ECL in accordance with IFRS 9 is that it should consider forward- looking information. Please see below which includes an explanation of how the Co-operative has incorporated this in its ECL models.

IFRS 9 outlines a 'three-stage' model for impairment based on changes in credit quality since initial recognition as summarised below:

Purchased or originated credit-impaired financial assets (POCI) are those financial assets that are credit- impaired on initial recognition. Their ECL is always measured on a lifetime basis (Stage 3).

The key judgments and assumptions adopted by the Co-operative in addressing the requirements of the standard are discussed below:

(a) Significant increase in credit risk

When determining whether the risk of default on a financial instrument has increased significantly since initial recognition, the Co-operative considers reasonable and supportable information that is relevant and available without undue cost or effort. This includes both quantitative and qualitative information and analysis, based on the Co-operative's historical experience and third-party policies including forward-looking information.



NOTES TO THE FINANCIAL STATEMENTS 31 December 2024

6. FINANCIAL INSTRUMENTS-RISK MANAGEMENT (CONT'D)

(b) Credit risk (cont'd)

(iv) Impairment (continued)

(a) Significant increase in credit risk (continued)

The Co-operative uses three criteria for determining whether there has been a significant increase in credit risk:

- quantitative test based on movement in PD;
- qualitative indicators; and
- a backstop of 30 days past due.

Credit risk grades:

The Co-operative uses internal credit risk grading that reflects its assessment of the probability of default of individual counterparties. The Co-operative use internal rating models tailored to the various categories of counterparty.

Borrower and loan specific information collected at the time of application (such as disposable income, and level of collateral for retail exposures; and turnover and industry type for wholesale exposures) is fed into this rating model. This is supplemented with external data such as credit bureau scoring information on individual borrowers. In addition, the models enable expert judgment from the Credit Risk Officer to be fed into the final internal credit rating for each exposure. This allows for considerations which may not be captured as part of the other data inputs into the model.

For debt securities in the Treasury portfolio, external rating agency credit grades are used. These published grades are continuously monitored and updated. The PD's associated with each grade are determined based on realised default rates over the prior 12 months, as published by the rating agency.



NOTES TO THE FINANCIAL STATEMENTS 31 December 2024

6. FINANCIAL INSTRUMENTS-RISK MANAGEMENT (CONT'D)

(b) Credit risk (cont'd)

(iv) Impairment (continued)

(a) *Significant increase in credit risk (continued)*

Credit risk grades (continued):

Determining whether credit risk has been increased significantly:

The Co-operative assesses whether credit risk has increased significantly since initial recognition at each reporting date. Determining whether an increase in credit risk is significant depends on the characteristics of the financial instrument and the borrower.

Credit risk is deemed to increase significantly where the probability of default on a security or a loan has moved by six (6) basis points.

As a backstop, the Co-operative considers that a significant increase in credit risk occurs no later than when an asset is more than 30 days past due. Days past due are determined by counting the number of days since the earliest elapsed due date in respect of which full payment has not been received. Due dates are determined without considering any grace period that might be available to the borrower.



NOTES TO THE FINANCIAL STATEMENTS 31 December 2024

6. FINANCIAL INSTRUMENTS-RISK MANAGEMENT (CONT'D)

(b) Credit risk (cont'd)

(iv) Impairment (cont'd)

(a) *Significant increase in credit risk* (continued)

Credit risk grades (continued):

If there is evidence that there is no longer a significant increase in credit risk relative to initial recognition, then the loss allowance on an instrument return to being measured as 12-month ECL. Some qualitative indicators of an increase in credit risk, such as delinquency or forbearance, may be indicative of an increased risk of default that persists after the indicator itself has ceased to exist. In these cases, the Co-operative determines a probation period during which the financial asset is required to demonstrate good behaviour to provide evidence that its credit risk has declined sufficiently. When contractual terms of a loan have been modified, evidence that the criteria for recognising lifetime ECL are no longer met includes a history of up-to-date payment performance against the modified contractual terms.

Definition of default:

In assessing whether a borrower is in default, the Co-operative considers indicators that are:

- qualitative: e.g. breaches of covenant;
- quantitative: e.g. overdue status and non-payment on another obligation of the same issuer to the Co-operative; and
- based on data developed internally and obtained from external sources.

Inputs into the assessment of whether a financial instrument is in default and their significance may vary over time to reflect changes in circumstances.



NOTES TO THE FINANCIAL STATEMENTS 31 December 2024

6. FINANCIAL INSTRUMENTS-RISK MANAGEMENT (CONT'D)

(b) Credit risk (cont'd)

(iv) Impairment (cont'd)

(b) Incorporation of forward-looking information

The assessment of SICR and the calculation of ECL both incorporate forward-looking information. The Co-operative has performed historical analysis and identified the key economic variables impacting credit risk and expected credit losses for each portfolio.

These economic variables and their associated impact on the PD, EAD and LGD vary by financial instrument. Expert judgment has also been applied in this process. Forecasts of these economic variables (the “base economic scenario”) are provided by the Co-operative’s Finance team on an annual basis and provide the best and worst estimate view of the economy.

The impact of these economic variables on the PD, EAD and LGD has been determined by performing a trend analysis and compared historical information with forecast macro-economic data to determine whether the indicator describes a positive, negative or stable trend and to understand the impact changes in these variables have had historically on default rates and on the components of LGD and EAD.

In addition to the base economic scenario, the Co-operative considers other possible scenarios and scenario weightings. At January 1, 2024 and December 31, 2024, the Co-operative concluded that three scenarios appropriately captured nonlinearities. The scenario weightings are determined by a combination of statistical analysis and expert credit judgment, taking account of the range of possible outcomes each chosen scenario is representative of.



NOTES TO THE FINANCIAL STATEMENTS 31 December 2024

6. FINANCIAL INSTRUMENTS-RISK MANAGEMENT (CONT'D)

(b) Credit risk (cont'd)

(iv) Impairment (cont'd)

(b) *Incorporation of forward-looking information* (cont'd)

As with any economic forecasts, the projections and likelihoods of occurrence are subject to a high degree of inherent uncertainty and therefore, the actual outcomes may be significantly different to those projected. The Co-operative considers these forecasts to represent its best estimate of the possible outcomes and has analysed the non-linearities and asymmetries within the Co-operative's different portfolios to establish that the chosen scenarios are appropriately representative of the range of possible scenarios.

Each scenario considers the expected impact of interest rates, unemployment rates and gross domestic product (GDP).

Other forward-looking considerations not otherwise incorporated within the above scenarios, such as the impact of any regulatory, legislative or political changes, have also been considered, but are not deemed to have a material impact and therefore no adjustment has been made to the ECL for such factors. This is reviewed and monitored for appropriateness on a quarterly basis.



NOTES TO THE FINANCIAL STATEMENTS 31 December 2024

6. FINANCIAL INSTRUMENTS-RISK MANAGEMENT (CONT'D)

(b) Credit risk (cont'd)

(iv) Impairment (cont'd)

(c) *Measurement of the expected credit loss (ECL)*

The ECL is determined by projecting the PD, LGD and EAD for each future month and for each individual exposure. These three components are multiplied together and adjusted for the likelihood of survival (i.e. the exposure has not prepaid or defaulted in an earlier month). This effectively calculates an ECL for each future month, which is then discounted back to the reporting date and summed. The discount rate used in the ECL calculation is the original effective interest rate or an approximation thereof.

The lifetime PD is developed by applying a maturity profile to the current 12-month PD. The maturity profile looks at how defaults develop on a portfolio from the point of initial recognition throughout the lifetime of the loans. The maturity profile is based on historical observed data and is assumed to be the same across all assets within a portfolio and credit grade band. This is supported by historical analysis.

The 12-month and lifetime EADs are determined based on the expected payment profile, which varies by product type. For amortising products and bullet repayment loans, this is based on the contractual repayments owed by the borrower over a 12 month or lifetime basis. This will also be adjusted for any expected overpayments made by a borrower. Early repayment/refinance assumptions are also incorporated into the calculation.



NOTES TO THE FINANCIAL STATEMENTS 31 December 2024

6. FINANCIAL INSTRUMENTS-RISK MANAGEMENT (CONT'D)

(b) Credit risk (cont'd)

(iv) Impairment (cont'd)

(d) *Measurement of the expected credit loss (ECL)*

The assumptions underlying the ECL calculation - such as how the maturity profile of the PDs and how collateral values change etc. - are monitored and reviewed on a quarterly basis.

There have been no significant changes in estimation techniques or significant assumptions made during the reporting period.

(c) Liquidity risk

Liquidity risk is the risk that the Co-operative is unable to meet its payment obligations associated with its financial liabilities when they fall due and replace funds when they are withdrawn. The consequences may be the failure to meet obligations to repay depositors and fulfill commitments to lend.



NOTES TO THE FINANCIAL STATEMENTS 31 December 2024

6. FINANCIAL INSTRUMENTS-RISK MANAGEMENT CONT'D

(c) Liquidity risk (cont'd)

The Co-operative's approach to managing liquidity risk is to ensure as far as possible, that it will always have sufficient liquidity to meet its liabilities when due, under both normal and stressed conditions, without incurring unacceptable losses or risking damages to the Co-operatives reputation.

Liquidity risk management process

The liquidity risk management process, as carried out within the Co-operative includes:

- (i) Monitoring future cash flows and liquidity on a daily basis. This incorporates an assessment of expected cash flows and availability of high-grade collateral which could be used to secure funding, if required.
- (ii) Maintaining a portfolio of highly marketable and diverse assets that can easily be liquidated as protection against any unforeseen interruption to cash flow;
- (ii) Optimizing cash returns on investments; and

Managing the concentration and profile of debt maturities.

Monitoring and reporting take the form of an analysis of the cash balances and expected investment maturity profiles for the next day, week and month, respectively, as these are key periods for liquidity management. The starting point for those projections is an analysis of the contractual maturity of the financial liabilities and the expected collection date of the financial assets.



NOTES TO THE FINANCIAL STATEMENTS

31 December 2024

6. FINANCIAL INSTRUMENTS-RISK MANAGEMENT CONT'D

(c) Liquidity risk (cont'd)

The maturities of assets and liabilities and the ability to replace, at an acceptable cost, interest-bearing liabilities as they mature, are important factors in assessing the liquidity of the Co-operative and its exposure to changes in interest rates and exchange rates.

The tables below present the undiscounted cash flows payable (both interest and principal cash flows) of the Co-operative's financial liabilities based on contractual repayment obligations.

	Within 1-3 months \$	3 to 12 months \$	1 to 5 years \$	Total Carrying amount \$
December 31, 2024				
Members' deposits	159,944,178	168,344,748	177,638,767	505,927,693
Members' voluntary Shares	-	-	585,836,931	585,836,931
Payables and accruals	14,869,785	4,962,324	21,035,059	40,867,168
Total financial Liabilities	<u>174,813,963</u>	<u>173,307,072</u>	<u>784,510,757</u>	<u>1,132,631,792</u>
December 31, 2023				
Members' deposits	140,784,275	129,831,016	173,302,717	443,918,008
Members' voluntary Shares	-	-	553,451,700	553,451,700
Payables and accruals	8,031,609	19,920,970	12,013,258	39,965,837
Total financial Liabilities	<u>148,815,884</u>	<u>149,751,986</u>	<u>738,767,675</u>	<u>1,037,335,545</u>



NOTES TO THE FINANCIAL STATEMENTS 31 December 2024

6. FINANCIAL INSTRUMENTS-RISK MANAGEMENT (CONT'D)

(d) Market risk

The Co-operative takes on exposure to market risk, which is the risk that the fair value or future cash flows of a financial instrument will fluctuate because of changes in market prices. Market risks mainly arise from changes in foreign currency exchange rates and interest rates. Market risk is monitored by the Finance Committee which carries out extensive research and monitors the price movement of financial assets on the local and international markets. Market risk exposures are measured using sensitivity analysis.

(i) Currency risk

Currency or foreign exchange risk is the risk that the fair value of future cash flows of a financial instrument will fluctuate because of changes in foreign exchange rates. The main currency giving rise to this risk is the US\$.

The Co-operative's exposure to foreign currency risk at the reporting date was as nil



NOTES TO THE FINANCIAL STATEMENTS 31 December 2024

6. FINANCIAL INSTRUMENTS-RISK MANAGEMENT (CONT'D)

(d) Market risk (cont'd)

(ii) Interest rate risk

Interest rate risk is the risk that the value of future cash flows of a financial instrument will fluctuate because of changes in market interest rates, and arises mainly from investments, loans and deposits.

Floating rate instruments expose the Co-operative to cash flow interest risk, whereas fixed interest rate instruments expose the Co-operative to fair value interest risk.

The Co-operative's interest rate risk policy requires it to manage interest rate risk by maintaining an appropriate mix of fixed and variable rate instruments as determined by the Finance Committee. The policy also requires it to manage the maturities of interest-bearing financial assets and interest-bearing financial liabilities. The Board set limits on the level of mismatch of interest rate re-pricing that may be undertaken, which is monitored daily by the Finance Department.



NOTES TO THE FINANCIAL STATEMENTS

31 December 2024

6. FINANCIAL INSTRUMENTS-RISK MANAGEMENT (CONT'D)

(d) Market risk (cont'd)

(ii) Interest rate risk

	2024				
	Within 3 months \$	3 - 12 months \$	Over 1- 5 years \$	Non- interest bearing \$	Total \$
Assets					
Cash and bank balances	20,289,416	-	-	-	20,289,416
Liquid assets	136,626,192	31 190 538	-	-	167,816,730
Financial investments	-	-	32,365,921	-	32,365,921
Loans	58,505,613	173,637,796	786,808,186	-	1,018,951,595
Other assets	1,396,236	1,457,776	3,437,515	-	6,291,527
Total assets	216,817,457	206,286,110	822,611,622	-	1,245,715,189
Liabilities					
Members' deposits	159,944,178	168,344,748	177,638,767	-	505,927,693
Members' voluntary Shares	-	-	585,836,931	-	585,836,931
Payables and accruals	14,869,785	4,962,324	21,035,059	-	40,867,168
Total liabilities	176,813,963	173,307,072	784,510,757	-	1,132,631,792
Total interest rate sensitivity gap	42,003,494	32,979,038	38,100,865	-	113,083,397
Cumulative interest rate sensitivity gap	42,003,494	74,982,532	113,083,397	-	-



NOTES TO THE FINANCIAL STATEMENTS

31 December 2024

6. FINANCIAL INSTRUMENTS-RISK MANAGEMENT (CONT'D)

(e) Market risk (cont'd)

(ii) Interest rate risk

	2023				
	Within 3 months \$	3 - 12 months \$	Over 1- 5 years \$	Non- interest bearing \$	Total \$
Assets					
Cash and bank balances	24,023,667	-	-	-	24,023,667
Liquid assets	79,554,372	75,449,739	-	-	155,004,111
Financial investments	-	-	41,834,382	-	41,834,382
Loans	46,602,837	139,808,510	720,881,652	-	907,292,999
Other assets	1,558,885	1,134,744	2,604,552	-	5,298,181
Total assets	151,739,761	216,392,993	765,320,586	-	1,133,453,340
Liabilities					
Members' deposits	140,784,275	129,831,016	173,302,717	-	443,918,008
Members' voluntary Shares	-	-	553,451,700	-	553,451,700
Payables and accruals	8,031,609	19,920,970	12,013,258	-	39,965,837
Total liabilities	148,815,884	149,751,986	738,767,675	-	1,037,335,545
Total interest rate sensitivity gap	2,923,877	66,641,007	26,552,911	-	96,117,795
Cumulative interest rate sensitivity gap	2,923,877	69,564,884	96,117,795	-	-



NOTES TO THE FINANCIAL STATEMENTS 31 December 2024

6. FINANCIAL INSTRUMENTS-RISK MANAGEMENT (CONT'D)

(e) Market risk (cont'd)

(ii) Interest rate risk (cont'd)

Interest rate sensitivity

The following table indicates the sensitivity to a reasonable possible change of basis 100 points in interest rates, with all other variables being held constant.

The sensitivity of the surplus is the effect of the assumed changes in interest rate on net income based on the floating rate of financial assets and financial liabilities. The sensitivity of equity is calculated by revaluing fixed rate available-for-sale financial assets for the effect of the assumed changes in interest rates. The correlation of variable will have a significant effect in determining the ultimate impact on market risk, but to demonstrate the impact due to changes in variable, they have to be on an individual basis. It should be noted that movements in these variables are non-linear.

Change in basis points:

	2024		2023	
	Effect on <u>surplus</u> \$	Effect on <u>equity</u> \$	Effect on <u>surplus</u> \$	Effect on <u>equity</u> \$
- 50 (2023: 25)	(63,395)	(533,099)	(16,540)	(244,142)
+ 25 (2023: 25)	<u>31,698</u>	<u>266,550</u>	<u>16,540</u>	<u>244,142</u>



NOTES TO THE FINANCIAL STATEMENTS 31 December 2024

6. FINANCIAL INSTRUMENTS-RISK MANAGEMENT (CONT'D)

(f) Operational risk

Operational risk is the risk of direct or indirect loss arising from a wide variety of causes associated with the Co-operative's processes, personnel, technology and infrastructure, and from external factors other than credit, market and liquidity risks such as those arising from legal and regulatory requirements and generally accepted standards of corporate behavior. Operational risks arise from all of the Co-operative's operations.

The Co-operative's objective is to manage operational risk so as to balance the avoidance of financial losses and damage to the Co-operative's reputation with overall cost effectiveness and to avoid control procedures that restrict initiative and creativity.

The primary responsibility for the development and implementation of controls to address operational risk is assigned to senior management within each department. This responsibility is supported by the development of overall standards for the management of operational risk in the following areas:

- Requirement for appropriate segregation of duties, including the independent authorization of transactions;
- Requirements for the reconciliation and monitoring of transactions;
- Compliance with regulatory and other legal requirements;
- Documentation of controls and procedures;
- Requirement for the periodic assessment of operational risks faced, and the adequacy of controls and procedures to address the risks identified;
- Requirements for the reporting of operational losses and proposed remedial action;
- Development of a contingency plan;
- Risk mitigation, including insurance where this is effective

Compliance with the Co-operative's standards is supported by a programme of periodic reviews undertaken by Internal Audit. The results of internal audit reviews are discussed with the department heads, with summaries submitted to senior management.



NOTES TO THE FINANCIAL STATEMENTS 31 December 2024

6. FINANCIAL INSTRUMENTS-RISK MANAGEMENT (CONT'D)

(g) Capital management

The Co-operative's objective when managing institutional capital, which is a broader concept than the "equity" on the face of statement of financial position are:

- (i) To comply with the capital requirements set by the JCCUL and the Bank of Jamaica for the financial sector in which the Co-operative operates;
- (ii) To safeguard the Co-operative's ability to continue as a going concern so that it can continue to provide returns and benefits for members;
- (iii) To maintain an 8% ratio of institutional capital to total asset; and
- (iv) To maintain a strong capital base to support the development of its business through the allocation of at least 20% of surplus to institutional capital.

Capital adequacy and the use of regulatory capital are monitored by management, based on the guidelines in its Capital Asset Management Policy. The JCCUL currently requires member co-operatives to maintain a minimum level of institutional capital at 8% of total assets. At reporting date, this ratio was 9% (2023: 9%) which is in compliance with the requirements.

The proposed Bank of Jamaica regulations require JCCUL to ensure that member co-operatives:

- (i) Hold a minimum level of the regulatory capital of 6% of total assets; and
- (ii) Maintain a ratio of total regulatory capital to risk-weighted assets at or above 10%.



NOTES TO THE FINANCIAL STATEMENTS 31 December 2024

6. FINANCIAL INSTRUMENTS-RISK MANAGEMENT (CONT'D)

(g) Capital management (cont'd)

The table below summaries the composition of regulatory capital and the ratios of the co-operative as at the reporting date. During the year, the Co-operative complied with all externally imposed capital requirements to which it is subject.

	2024		2023	
	Actual \$,000	Required \$,000	Actual \$,000	Required \$,000
Total regulatory capital	106,620	99,140	97,657	90,799
Total capital ratio	9%	8%	9%	8%

7. FAIR VALUE FINANCIAL INSTRUMENTS:

Fair value amounts represent estimates of the consideration that would currently be agreed upon between knowledgeable, willing parties who are under no compulsion to act and is best evidenced by a quoted market price, if one exists. Many of the Co-operative's financial instruments lack an available trading market. Therefore, these instruments have been valued using other valuation techniques and the values may not necessarily be indicative of the amounts realisable in an immediate settlement of the instruments. In addition, the calculation of estimated fair value is based on market conditions at a specific point in time and may not be reflective of future fair values.

The fair values of liquid assets, sale agreements, cash and bank balances, other assets and other liabilities are assumed to approximate their carrying values, due to their short-term nature.

The fair value of financial investments is based on quoted market bid prices, when available. Where quoted market bid prices are not available, other valuation techniques are used.



NOTES TO THE FINANCIAL STATEMENTS 31 December 2024

7. FAIR VALUE FINANCIAL INSTRUMENTS (CONT'D):

Loans are carried at amortised cost, which is deemed to approximate the fair value.

The fair value of deposits which are payable on demand or notice are assumed to be equal to their carrying value due to their short-term nature.

Payables and accruals, members' voluntary shares and members' deposits are carried at amortized cost, which is deemed to approximate their fair values, as these balances attract rates and terms comparable to market rates and terms for similar transactions.

No fair value is available for the Co-operative's investment in unquoted equities. These are held in JCCUL and its related entities and Victoria Mutual Building Society. There is no available market for these instruments. The Co-operative has no intention to dispose of these investments. Financial instruments that are measured at fair value at the reporting date are grouped into Levels 1, 2 and 3, based on the degree to which the fair value is observable as follows:

- (i) Level 1: Fair values are quoted prices (adjustment) in active markets for identical instruments;
- (ii) Level 2: Fair value measurements are those derived from valuation techniques based on inputs other than quoted market prices included within level 1, that are observable for the instrument, either directly (i.e. as prices) or indirectly (i.e. derived from prices).
- (iii) Level 3: Fair value measurements are those derived from valuation techniques using significant inputs for the instrument that are not based on observable market data (unobservable inputs).

There were no transfers between levels during the year.



NOTES TO THE FINANCIAL STATEMENTS

31 December 2024

7. FAIR VALUE FINANCIAL INSTRUMENTS (CONT'D):

The following table set out the fair value of financial instruments of the Co-operative using the valuation method and assumptions described. The fair value disclosed do not reflect the value of assets and liabilities that are not considered financial instruments, such as property, plant and equipment.

	<u>2024</u> <u>Carrying</u> <u>Value</u> <u>\$</u>	<u>Fair</u> <u>Value</u> <u>\$</u>	<u>2023</u> <u>Carrying</u> <u>Value</u> <u>\$</u>	<u>Fair</u> <u>Value</u> <u>\$</u>
ASSETS –				
Earning assets				
Liquid assets	167,816,730	167,816,730	155,004,111	155,004,111
Financial investments	32,365,921	32,365,921	41,834,382	41,834,382
Loans	1,010,840,170	1,010,840,170	907,292,999	907,292,999
Non-earning assets				
Cash in hand and at Bank	20,289,416	20,289,416	24,023,667	24,023,667
Other assets	6,291,527	6,291,527	5,298,181	5,298,181
LIABILITIES –				
Interest bearing liabilities				
Members savings' deposit	505,927,693	505,927,693	443,918,010	443,918,010
Voluntary Shares	585,836,931	585,836,931	553,451,700	553,451,700
Non-interest-bearing liability				
Accounts payable	<u>40,867,168</u>	<u>40,867,168</u>	<u>39,965,837</u>	<u>39,965,837</u>



NOTES TO THE FINANCIAL STATEMENTS 31 December 2024

8. NON-INTEREST INCOME:

	<u>2024</u> \$	<u>2023</u> \$
Commission	1,878,849	1,766,596
Service charge	6,775,052	6,774,841
Other income	4,413,811	-
Dividend	356,373	-
	<u>13,424,085</u>	<u>8,541,437</u>



NOTES TO THE FINANCIAL STATEMENTS

31 December 2024

	<u>2024</u>	<u>2023</u>
	<u>₹</u>	<u>₹</u>
9. EXPENSES BY NATURE:		
PERSONNEL-		
Employee's salaries and statutory contribution	35,941,240	31,880,400
Employee's cost	8,552,769	7,953,994
Education and training	<u>1,066,320</u>	<u>1,032,254</u>
	<u>45,560,329</u>	<u>40,866,648</u>
ADMINISTRATIVE -		
Facilities fees	7,037,340	6,639,000
Depreciation and amortisation	495,148	592,748
Auditing and accounting	1,157,475	915,840
Telecommunication	29,591	47,519
Printing, stationery and supplies	1,099,793	937,327
Insurance premium	5,887,369	4,962,809
Professional and consulting fees	2,461,685	1,704,163
Other administrative expenses	3,213,984	3,161,936
Unrecoverable GCT	<u>2,945,607</u>	<u>2,985,931</u>
	<u>24,327,992</u>	<u>21,947,273</u>
MARKETING -		
Advertising	180,000	180,000
Education grant	<u>420,000</u>	<u>435,000</u>
	<u>600,000</u>	<u>615,000</u>
REPRESENTATION & AFFILIATION		
League and other dues	4,729,642	3,729,392
Seminars and meeting	37,500	24,350
Annual general meetings	1,680,500	1,627,083
Miscellaneous	<u>3,300</u>	<u>188,531</u>
	<u>6,450,942</u>	<u>5,569,356</u>
	<u>76,939,263</u>	<u>68,998,277</u>



NOTES TO THE FINANCIAL STATEMENTS

31 December 2024

10a. LIQUID ASSETS:

	<u>2024</u>	<u>2023</u>
	\$	\$
Earning:		
Jamaica Co-operative Credit Union League Limited		
JCCUL Liquidity Reserve & Demand Deposit	89,538,690	79,554,100
Cumax Wealth Management	10,889,876	40,197,260
Victoria Mutual Building Society - Investment	36,197,337	-
CUMAX Bond	10,000,000	-
CUMAX MMF	289	272
Victoria Mutual Building Society – Liquid Asset	<u>21,190,538</u>	<u>35,252,479</u>
	<u>167,816,730</u>	<u>155,004,111</u>

10b. CASH AND CASH EQUIVALENT:

Imprest account	408,975	250,000
Current account	<u>19,880,441</u>	<u>23,773,667</u>
	<u>20,289,416</u>	<u>24,023,667</u>
	<u>188,106,146</u>	<u>179,027,778</u>

11. FINANCIAL INVESTMENTS:

	<u>2024</u>	<u>2023</u>
	\$	\$
CUETS settlement fund	802	742
Jamaica Co-operative Credit Union Limited shares:	5,546,592	5,546,593
Mortgage funds	21,548,204	21,016,724
CUMAX Bond	5,000,000	15,000,000
Qnet	<u>270,323</u>	<u>270,323</u>
	<u>32,365,921</u>	<u>41,834,382</u>

The amounts are due to be recovered as follows:

Over 12 months	<u>32,365,921</u>	<u>41,834,382</u>
	<u>32,365,921</u>	<u>41,834,382</u>

These are carried at amortised cost.



NOTES TO THE FINANCIAL STATEMENTS

31 December 2024

12. LOANS:

	<u>2024</u> \$	<u>2023</u> \$
Balance at beginning of year	917,679,385	769,599,953
Add: disbursements and transfer	<u>469,509,079</u>	<u>476,043,785</u>
	1,387,188,464	1,245,643,738
Less: repayment and transfers	(<u>363,789,316</u>)	(<u>327,964,353</u>)
	1,023,399,148	917,679,385
Less: allowance for impairment losses	(<u>4,447,553</u>)	(<u>4,946,445</u>)
	1,018,951,595	912,732,940
Less loan fees:		
At the beginning of year	5,439,941	2,256,812
Addition during the year	4,067,060	4,059,215
Amortised during the year	(4,067,060)	(4,059,215)
Unamortised at the end of the year	<u>2,671,484</u>	<u>3,183,129</u>
	<u>8,111,425</u>	<u>5,439,941</u>
	<u>1,010,840,170</u>	<u>907,292,999</u>

Included in the loan balances are loans to nine (2023 - 5) members of the board of directors totaling \$31,845,360 (2023 - \$31,845,360), six (2023 - 6) staff members totaling \$19,487,754 (2023 - \$19,487,754), eight (2023 - 8) committee and supervisory members totaling \$27,836,555 (2023 - \$27,836,555) and two (2023 - 1) related party totaling \$2,259,635 (2023 - \$2,259,635) The amounts are expected to be recovered as follows:

	<u>2024</u> \$	<u>2023</u> \$
Within 12 months	232,143,409	186,411,347
Over 12 months	<u>791,255,739</u>	<u>731,268,038</u>
	<u>1,023,399,148</u>	<u>917,679,385</u>



NOTES TO THE FINANCIAL STATEMENTS 31 December 2024

12. LOANS Cont'd:

(a) The aging of the loan at the reporting date was as follows:

	<u>2024</u> \$	<u>2023</u> \$
Neither past due nor impaired	<u>1,015,496,299</u>	<u>912,090,895</u>
Past due but not impaired:		
Loans 31 – 60 days	2,043,873	1,693,152
Loans 61 - 90 days	2,243,729	719,982
Loans 91 - 180 days	2,258,548	-
Loans 181 – 360 days	1,356,699	582,887
Loan over 361 days	<u>-</u>	<u>2,592,469</u>
	<u>7,902,849</u>	<u>5,588,490</u>
	1,023,399,148	917,679,385
Less provision for loan losses	(4,447,553)	(4,946,445)
Less loan fees	(8,111,425)	(5,439,941)
	<u>1,010,840,170</u>	<u>907,292,999</u>



NOTES TO THE FINANCIAL STATEMENTS

31 December 2024

12. LOANS (CONT'D):

(a) Delinquent loans

The total loan loss provision derived below as at the reporting date is consistent with the loan loss provisioning rules of the JCCUL:

Months in arrears	2024			
	Number of accounts <u>in arrears</u>	Delinquent <u>loans</u>	Provision <u>Rate</u>	Statutory loan loss <u>provision</u>
Loans 31-60 days	1	2,043,873	-	-
Loans 61-90 days	3	2,243,729	10	224,373
Loans 91-180 days	7	2,258,548	30	677,565
Loans 181-360 days	4	1,356,699	60	814,019
Loans over 361 days	<u>0</u>	<u>-</u>	100	<u>-</u>
	<u>10</u>	<u>7,902,849</u>		<u>1,715,957</u>

Months in arrears	2023			
	Number of accounts <u>in arrears</u>	Delinquent <u>loans</u>	Provision <u>Rate</u>	Statutory loan loss <u>provision</u>
Loans 31-60 days	2	1,693,152	-	-
Loans 61-90 days	2	719,982	10	71,998
Loans 91-180 days	0	-	30	-
Loans 181-360 days	3	582,887	60	349,732
Loans over 361 days	<u>3</u>	<u>2,592,469</u>	100	<u>2,592,469</u>
	<u>10</u>	<u>5,588,490</u>		<u>3,014,199</u>



NOTES TO THE FINANCIAL STATEMENTS

31 December 2024

12. LOANS (CONT'D):

(a) Delinquent loans (cont'd)

The impaired loan losses are \$2,731,596 (2023 - \$1,932,246) greater than the loan loss provisioning rules of the JCCUL and does not require an additional provision for loan losses to Reserve:

	<u>2024</u> \$	<u>2023</u> \$
Impaired loan losses IFRS 9	4,447,553	4,946,445
Loan loss provision rule of the JCCUL	(1,715,957)	(3,014,199)
	<u>2,731,596</u>	<u>1,932,246</u>

13. OTHER ASSETS:

	<u>2024</u> \$	<u>2023</u> \$
Prepayments	1,070,622	907,540
Interest receivable	5,031,998	4,201,734
Withholding tax	188,907	188,907
	<u>6,291,527</u>	<u>5,298,181</u>



NOTES TO THE FINANCIAL STATEMENTS

31 December 2024

14a. Property, plant and equipment:

	<u>Furniture & Equipment</u> <u>\$</u>	<u>Computer</u> <u>\$</u>	<u>Total</u> <u>\$</u>
Cost -			
1 January 2023	449,724	2,542,813	2,992,537
Addition	<u>-</u>	<u>156,732</u>	<u>156,732</u>
Balance at December 2023	449,724	2,699,545	3,149,269
Write-off	-	(48,390)	(48,390)
Addition	<u>-</u>	<u>604,148</u>	<u>604,148</u>
Balance at December 2024	<u>449,724</u>	<u>3,255,303</u>	<u>3,705,027</u>
Depreciation and impairment losses-			
1 January 2023	449,674	1,629,004	2,078,678
Charge for the year	<u>-</u>	<u>421,977</u>	<u>421,977</u>
Balance at December 2023	449,674	2,050,981	2,500,655
Write-off	-	(48,390)	(48,390)
Charge for the year	<u>-</u>	<u>420,426</u>	<u>420,426</u>
Balance at December 2024	<u>449,674</u>	<u>2,423,017</u>	<u>2,872,691</u>
Carrying amount -			
31 December 2024	<u><u>50</u></u>	<u><u>832,286</u></u>	<u><u>832,336</u></u>
31 December 2023	<u><u>50</u></u>	<u><u>648,564</u></u>	<u><u>648,614</u></u>
31 December 2022	<u><u>50</u></u>	<u><u>913,809</u></u>	<u><u>913,859</u></u>



NOTES TO THE FINANCIAL STATEMENTS 31 December 2024

14b. Intangible Assets:

	<u>Software</u>
	<u>\$</u>
Cost -	
Balance at 1 January 2023	4,760,371
Addition	<u>124,536</u>
Balance at December 2023	4,884,907
Addition	<u>-</u>
Balance at December 2024	<u>4,884,907</u>
Depreciation and impairment losses-	
1 January 2023	3,823,853
Charge for the year	<u>170,771</u>
Balance at December 2023	3,994,624
Charge for the year	<u>74,722</u>
Balance at December 2024	<u>4,069,346</u>
Carrying amount -	
31 December 2024	<u>815,561</u>
31 December 2023	<u>890,283</u>
31 December 2022	<u>936,518</u>



NOTES TO THE FINANCIAL STATEMENTS

31 December 2024

15. INTEREST BEARING LIABILITIES:

	<u>2024</u>	<u>2023</u>
	<u>\$</u>	<u>\$</u>
(a) Members' savings deposit-		
Balance at beginning of year	443,918,010	404,348,875
Add: Deposit and transfer	<u>1,457,656,862</u>	<u>1,539,945,721</u>
	1,901,574,872	1,944,294,596
Less: Withdrawal and transfers	<u>(1,395,647,179)</u>	<u>(1,500,376,586)</u>
	<u>505,927,693</u>	<u>443,918,010</u>
(b) Voluntary shares-		
Balance at beginning of year	553,451,700	512,171,089
Add: Deposit and transfer	<u>232,439,412</u>	<u>225,335,597</u>
	785,891,112	737,506,686
Less: Withdrawal and transfers	<u>(200,054,181)</u>	<u>(184,054,986)</u>
	<u>585,836,931</u>	<u>553,451,700</u>
	<u>1,091,764,624</u>	<u>997,369,710</u>

16. ACCOUNTS PAYABLE:

	<u>2024</u>	<u>2023</u>
	<u>\$</u>	<u>\$</u>
Accruals (i)	19,832,109	19,920,970
Payables (ii)	18,612,342	18,058,063
Other (iii)	<u>2,422,717</u>	<u>1,986,804</u>
	<u>40,867,168</u>	<u>39,965,837</u>

(i) Included in accruals is a provisional staff incentive of \$4,667,314 (2023 - \$5,676,187) and interest on voluntary shares of \$8,593,971 (2023 - \$7,989,090).

(ii) Included in payable is an amount for unclaimed shares of \$3,550,444, GFS loan fund of \$1,276,278, GK loan fund of \$566,946, TTECH fund of \$3,000,000, fixed deposit accruals of \$1,928,724, World Brand Loan fund of \$954,674, members clearing of \$2,444,673 and a balance of funds received from JCCUL for software development of \$1,781,701.



NOTES TO THE FINANCIAL STATEMENTS 31 December 2024

17. MEMBERS' SHARE CAPITAL:

	<u>2024</u>	<u>2023</u>
	<u>\$</u>	<u>\$</u>
Members' share capital	<u>6,465,508</u>	<u>6,109,366</u>

Permanent shares are paid in cash and are not redeemable but may be transferred or sold to another member.

18. NON-INSTITUTIONAL CAPITAL:

	<u>2024</u>	<u>2023</u>
	<u>\$</u>	<u>\$</u>
Special reserve	785,737	785,737
Education reserve	214,792	214,792
Donation reserve	240,000	180,000
Share transfer reserve	82,350	85,850
Unclaimed share reserve	<u>169,914</u>	<u>169,914</u>
	<u>1,492,793</u>	<u>1,436,293</u>

19. INSTITUTIONAL CAPITAL:

	<u>2024</u>	<u>2023</u>
	<u>\$</u>	<u>\$</u>
(a) Statutory Reserve balance at beginning of year	78,190,010	73,221,762
Transferred reserve 2023	3,989,226	3,645,085
Current year transfers	<u>2,535,817</u>	<u>1,323,163</u>
	<u>84,715,053</u>	<u>78,190,010</u>
Entrance fees balance at beginning of year	171,988	82,488
Additions	<u>89,000</u>	<u>89,500</u>
Entrance fees	<u>260,988</u>	<u>171,988</u>
	<u>84,976,041</u>	<u>78,361,998</u>
(b) Capital revaluation reserve	<u>6,431,394</u>	<u>6,431,394</u>

Under the Co-operative Societies Act at least 20% of net surplus must be transferred to a statutory reserve. Members entrance fee is also credited to the statutory reserve.



NOTES TO THE FINANCIAL STATEMENTS 31 December 2024

20. RELATED PARTY TRANSACTIONS AND BALANCES:

At December 2024 eight (8) members of the Co-operative Board of Directors, ten (10) Committee and Supervisory Members and thirteen (13) connected Party had shares and savings of \$41,168,657 (2023 - \$21,015,521) and loans excluding interest totaling \$82,324,216 (2023 - \$61,941,549).

Loans excluding interest due from members of staff totaling \$13,302,150 (2023 - \$19,487,754).

During the year one Board Director received a loan, which necessitated waiver of the loan policy. At December 2024, all loans owing by Directors, Committee Members and staff were being repaid in accordance with their loan agreement

Directors are appointed on a voluntary basis and are not remunerated.

21. LIFE SAVINGS AND LOAN PROTECTION INSURANCE:

During the year the Co-operative had life savings and loan protection with Cuna Mutual Insurance Credit Union Limited. The total premium for the year was \$3,085,900 (2023 - \$2,073,473)

22. BONDING INSURANCE:

Bonding insurance was in force for the year under review.



NOTES TO THE FINANCIAL STATEMENTS 31 December 2024

23. TRANSFER AND APPROPRIATION:

	<u>2024</u>	<u>2023</u>
	\$	\$
Statutory appropriation	2,535,817	906,324
Transfer to reserves 2023	3,989,226	3,645,085
Share transfer	56,500	-
Dividend on shares and deposits	3,873,002	2,899,975
Dividend on permanent share	284,545	567,842
Donation	<u>60,000</u>	<u>60,000</u>
	<u>10,799,090</u>	<u>8,079,226</u>

24. COMPARISON OF LEDGER BALANCES:

	<u>Voluntary</u>	<u>Permanent</u>	<u>Deposits</u>	<u>Loans</u>
	<u>Shares</u>	<u>Shares</u>	<u>\$</u>	<u>\$</u>
	\$	\$	\$	\$
Balance as per general ledger	585,836,931	6,465,508	505,927,693	1,023,399,148
Balance as per members' ledger	<u>585,836,931</u>	<u>6,465,508</u>	<u>505,927,693</u>	<u>1,023,399,148</u>
	<u>-</u>	<u>-</u>	<u>-</u>	<u>-</u>



NOTES TO THE FINANCIAL STATEMENTS

31 December 2024

25. RESTATEMENT OF PRIOR YEAR BALANCES:

The classification or presentation of some items in the statements of financial position, surplus or deficit and other comprehensive income and cash flows were changed to achieve a more appropriate presentation as required by the applicable reporting framework. The Co-operative changed how it accounted for loan origination fees, which were recognized in the profit and loss as the services were provided, however IFRS 9 requires these fees to be added to the loans and amortised over the life of the loans. As a consequence, fee income and loans to members were overstated while interest income was understated. The correction has been made by restating each of the affected financial statements line items for the prior period.

The impact of the restatement of prior balances related to adjustment of effect on the entity's statement of profit or loss and other comprehensive income at 31 December 2023:

	As previously reported	Effect of restatement	As restated
	\$	\$	\$
INTEREST INCOME:			
Interest on loans and advance to members	78,434,333	-	78,434,333
Interest on liquid assets	1,786,748	-	1,786,748
Interest on investment	9,912,347	-	9,912,347
Interest JCCUL – Cu Max	<u>442,291</u>	<u>-</u>	<u>442,291</u>
	90,575,719	-	90,575,719
INTEREST EXPENSE			
Interest on saving deposits	(21,960,135)	-	(21,960,135)
Other financial cost	<u>(568,281)</u>	<u>-</u>	<u>(568,281)</u>
NET INTEREST INCOME	68,047,303	-	68,047,303
Impairment losses on financial assets	<u>(974,646)</u>	<u>-</u>	<u>(974,646)</u>
GROSS PROFIT	67,072,657	-	67,072,657
Non-Interest income	<u>11,898,685</u>	<u>(3,357,248)</u>	<u>8,541,437</u>
Net Interest and Other Income	78,971,342	<u>(3,357,248)</u>	75,614,094
OPERATING EXPENSES	<u>(68,998,277)</u>	<u>-</u>	<u>(68,998,277)</u>
Net profit for the year being total comprehensive income	<u>9,973,065</u>	<u>(3,357,248)</u>	<u>6,615,817</u>



NOTES TO THE FINANCIAL STATEMENTS 31 December 2024

25. RESTATEMENT OF PRIOR YEAR BALANCES:

The impact of the restatement of prior balances related to adjustment of effect on the entity's statement of profit or loss and other comprehensive income at 31 December 2022:

	As previously reported	Effect of restatement	As restated
	\$	\$	\$
INTEREST INCOME:			
Interest on loans and advance to members	72,438,522	-	72,438,522
Interest on liquid assets	781,240	-	781,240
Interest on investment	9,181,741	-	9,181,741
Interest JCCUL – Cu Max	<u>618,644</u>	<u>-</u>	<u>618,644</u>
	83,020,147	-	83,020,147
INTEREST EXPENSE			
Interest on saving deposits	(19,921,050)	-	(19,921,050)
Other financial cost	<u>(403,469)</u>	<u>-</u>	<u>(403,469)</u>
NET INTEREST INCOME	62,695,628	-	62,695,628
 Impairment losses on financial assets	 (2,121,478)	 <u>-</u>	 (2,121,478)
 GROSS PROFIT	 60,574,150	 -	 60,574,150
 Non-Interest income	 <u>8,196,816</u>	 (2,082,693)	 <u>6,114,123</u>
Net Interest and Other Income	68,770,966	(2,082,693)	66,688,273
 OPERATING EXPENSES	 (59,658,253)	 <u>-</u>	 (59,658,253)
 Net profit for the year being total comprehensive income	 <u>9,112,713</u>	 <u>(2,082,693)</u>	 <u>7,030,020</u>



NOTES TO THE FINANCIAL STATEMENTS 31 December 2024

25. RESTATEMENT OF PRIOR YEAR BALANCES CONT'D:

The impact of the restatement of prior balances related to adjustment of effect on the entity's statement of financial position at 31 December 2023:

	As previously reported	Effect of restatement	As restated
	\$	\$	\$
<u>ASSETS</u>			
EARNING ASSETS:			
Liquid Assets	155,004,111	-	155,004,111
Financial investments	41,834,382	-	41,834,382
Loans to members	<u>912,732,940</u>	<u>(5,439,941)</u>	<u>907,292,999</u>
	<u>1,109,571,433</u>	<u>(5,439,941)</u>	<u>1,104,131,492</u>
CURRENT ASSETS:			
Cash and cash equivalent	24,023,667	-	24,023,667
Other assets	5,298,181	-	5,298,181
Property, plant and equipment	648,614	-	648,614
Intangible assets	<u>890,283</u>	-	<u>890,283</u>
	<u>30,860,745</u>	<u>-</u>	<u>30,860,745</u>
TOTAL ASSETS	<u>1,140,432,178</u>	<u>(5,439,941)</u>	<u>1,134,992,237</u>



NOTES TO THE FINANCIAL STATEMENTS

31 December 2024

25. RESTATEMENT OF PRIOR YEAR BALANCES CONT'D:

The impact of the restatement of prior balances related to adjustment of effect on the entity's statement of financial position at 31 December 2023 (cont'd):

	As previously reported	Effect of restatement	As restated
	\$	\$	\$
EQUITY AND LIABILITIES:			
LIABILITIES:			
Members' deposit	443,918,010	-	443,918,010
Voluntary shares	<u>553,451,700</u>	<u>-</u>	<u>553,451,700</u>
	997,369,710	-	997,369,710
Non-interest-bearing liability:			
Payable and accruals	<u>39,965,837</u>	<u>-</u>	<u>39,965,837</u>
	1,037,335,547	<u>-</u>	<u>1,037,335,547</u>
EQUITY:			
Members' share capital	6,109,366	-	6,109,366
Non-institutional capital:			
Retained earnings and reserve	1,436,293	-	1,436,293
Undistributed surplus	9,669,591	(4,351,952)	5,317,639
Institutional capital:			
Statutory and legal reserve	79,449,987	(1,087,989)	78,361,998
Capital revaluation reserve	<u>6,431,394</u>	<u>-</u>	<u>6,431,394</u>
	<u>103,096,631</u>	<u>(5,439,941)</u>	<u>97,656,690</u>
TOTAL LIABILITIES AND EQUITY	<u>1,140,432,178</u>	<u>(5,439,941)</u>	<u>1,134,992,237</u>



NOTES TO THE FINANCIAL STATEMENTS 31 December 2024

25. RESTATEMENT OF PRIOR YEAR BALANCES CONT'D:

The impact of the restatement of prior balances related to adjustment of effect on the entity's statement of financial position at 31 December 2022:

	<u>As previously reported</u> \$	<u>Effect of restatement</u> \$	<u>As restated</u> \$
<u>ASSETS</u>			
EARNING ASSETS:			
Liquid Assets	171,368,202	-	171,368,202
Financial investments	76,315,990	-	76,315,990
Loans to members	<u>765,629,827</u>	<u>(2,082,693)</u>	<u>763,547,134</u>
	<u>1,013,314,019</u>	<u>(2,082,693)</u>	<u>1,011,231,326</u>
CURRENT ASSETS:			
Cash and cash equivalent	24,013,138	-	24,013,138
Other assets	10,117,447	-	10,117,447
Property, plant and equipment	913,859	-	913,859
Intangible assets	<u>936,518</u>	-	<u>936,518</u>
	<u>35,980,962</u>	<u>-</u>	<u>35,980,962</u>
TOTAL ASSETS	<u>1,049,294,981</u>	<u>(2,082,693)</u>	<u>1,047,212,288</u>



NOTES TO THE FINANCIAL STATEMENTS 31 December 2024

25. RESTATEMENT OF PRIOR YEAR BALANCES CONT'D:

The impact of the restatement of prior balances related to adjustment of effect on the entity's statement of financial position at 31 December 2022 (cont'd):

	As previously reported	Effect of restatement	As restated
	\$	\$	\$
EQUITY AND LIABILITIES:			
LIABILITIES:			
Members' deposit	404,348,875	-	404,348,875
Voluntary shares	<u>512,171,089</u>	<u>-</u>	<u>512,171,089</u>
	916,519,964	-	916,519,964
Non-interest-bearing liability:			
Payable and accruals	<u>36,661,926</u>	<u>-</u>	<u>36,661,926</u>
	<u>953,181,890</u>	<u>-</u>	<u>953,181,890</u>
EQUITY:			
Members' share capital	5,725,924	-	5,725,924
Non-institutional capital:			
Retained earnings and reserve	1,370,943	-	1,370,943
Undistributed surplus	8,864,041	(1,666,154)	7,197,887
Institutional capital:			
Statutory and legal reserve	73,720,789	(416,539)	73,304,250
Capital revaluation reserve	<u>6,431,394</u>	<u>-</u>	<u>6,431,394</u>
	<u>96,113,091</u>	<u>(2,082,693)</u>	<u>94,030,398</u>
TOTAL LIABILITIES AND EQUITY	<u>1,049,294,981</u>	<u>(2,082,693)</u>	<u>1,047,212,288</u>



NOTES TO THE FINANCIAL STATEMENTS

31 December 2024

25. RESTATEMENT OF PRIOR YEAR BALANCES CONT'D:

The impact of the restatement of prior balances related to adjustment of effect on the entity's Total Non-Institutional Capital at 31 December 2023:

	As previously reported	Effect of restatement	As restated
	\$	\$	\$
Balance at 1 January 2022	9,322,657		9,322,657
Net surplus	9,112,713	(2,082,693)	7,030,020
Transfer to statutory reserves 2022	(1,822,543)	416,539	(1,406,004)
Transfer to statutory reserves 2021	(2,458,338)	-	(2,458,338)
Share transfer	45,500	-	45,500
Donation	(60,000)	-	(60,000)
Appropriations -			
Dividend – shares and deposits	(3,571,105)	-	(3,571,105)
Dividend – Permanent shares	(333,900)	-	(333,900)
Balance at 31 December 2022	10,234,984	(1,666,154)	8,568,830
Net surplus	9,973,065	(3,357,248)	6,615,817
Transfer to statutory reserves 2023	(1,994,613)	671,450	(1,323,163)
Transfer to statutory reserves 2022	(3,645,085)	-	(3,645,085)
Share transfer	65,350	-	65,350
Donation	(60,000)	-	(60,000)
Appropriations -			
Dividend – shares and deposits	(2,899,975)	-	(2,899,975)
Dividend – Permanent shares	(567,842)	-	(567,842)
Balance at 31 December 2023	11,105,884	(4,351,952)	6,753,932



NOTES TO THE FINANCIAL STATEMENTS

31 December 2024

25. RESTATEMENT OF PRIOR YEAR BALANCES CONT'D:

The impact of the restatement of prior balances related to adjustment of effect on the entity's Total Non-Institutional Capital at 31 December 2022:

	<u>As previously reported</u> \$	<u>Effect of restatement</u> \$	<u>As restated</u> \$
Balance at 1 January 2021	8,437,729		8,437,729
Net surplus	8,194,461		8,194,461
Transfer to statutory reserves 2021	(1,638,892)	-	(1,638,892)
Transfer to statutory reserves 2020	(1,398,203)	-	(1,398,203)
Share transfer	21,000	-	21,000
Donation	(60,000)	-	(60,000)
Appropriations -			
Dividend – shares and deposits	(3,902,387)	-	(3,902,387)
Dividend – Permanent shares	(331,051)	-	(331,051)
Balance at 31 December 2021	9,322,657	-	9,322,657
Net surplus	9,112,713	(2,082,693)	7,030,020
Transfer to statutory reserves 2022	(1,822,543)	416,539	(1,406,004)
Transfer to statutory reserves 2021	(2,458,338)	-	(2,458,338)
Share transfer	45,500	-	45,500
Donation	(60,000)	-	(60,000)
Appropriations -			
Dividend – shares and deposits	(3,571,105)	-	(3,571,105)
Dividend – Permanent shares	(333,900)	-	(333,900)
Balance at 31 December 2022	10,234,984	1,666,154	8,568,830



NOTES TO THE FINANCIAL STATEMENTS 31 December 2024

25. RESTATEMENT OF PRIOR YEAR BALANCES CONT'D:

The impact of the restatement of prior balances related to adjustment of effect on the entity's Total Institutional Capital at 31 December 2023:

	As previously reported	Effect of restatement	As restated
	\$	\$	\$
Balance at 1 January 2022	75,838,902		75,838,902
Transfer to statutory reserves 2022	1,822,543	(416,539)	1,406,004
Transfer to statutory reserves 2021	2,458,338	-	2,458,338
Entrance fee	32,400	-	32,400
Balance at 31 December 2022	80,152,183	(416,539)	79,735,644
Transfer to statutory reserves 2023	1,994,613	(671,450)	1,323,163
Transfer to statutory reserves 2022	3,645,085	-	3,645,085
Entrance fee	89,500	-	89,500
Balance at 31 December 2023	85,881,381	(1,087,989)	84,793,392



NOTES TO THE FINANCIAL STATEMENTS 31 December 2024

25. RESTATEMENT OF PRIOR YEAR BALANCES CONT'D:

The impact of the restatement of prior balances related to adjustment of effect on the entity's Total Institutional Capital at 31 December 2022:

	<u>As previously reported</u> <u>\$</u>	<u>Effect of restatement</u> <u>\$</u>	<u>As restated</u> <u>\$</u>
Balance at 1 January 2021	72,794,407		72,794,407
Transfer to statutory reserves 2021	1,638,892	-	1,638,892
Transfer to statutory reserves 2020	1,398,203	-	1,398,203
Entrance fee	7,400	-	7,400
Balance at 31 December 2021	75,838,902	-	75,838,902
Transfer to statutory reserves 2022	1,822,543	(416,539)	1,406,004
Transfer to statutory reserves 2021	2,458,338	-	2,458,338
Entrance fee	32,400	-	32,400
Balance at 31 December 2022	<u>80,152,183</u>	<u>(416,539)</u>	<u>79,735,644</u>



NOTES TO THE FINANCIAL STATEMENTS

31 December 2024

25. RESTATEMENT OF PRIOR YEAR BALANCES CONT'D:

The impact of the restatement of prior balances related to adjustment of effect on the entity's statement of cash flows at 31 December 2023:

	<u>As previously reported</u> \$	<u>Effect of restatement</u> \$	<u>As restated</u> \$
CASH FLOWS FROM OPERATING ACTIVITIES:			
Surplus for the year	9,973,065	(3,357,248)	6,615,817
Adjustments to reconcile net surplus to cash provided by operating activities -			
Depreciation	<u>592,748</u>	<u>-</u>	<u>592,748</u>
Operating cash flows before movement in working capital	10,565,813	(3,357,248)	7,208,565
Changes in operating assets and liabilities			
Members' loan	(147,103,113)	3,357,248	(143,745,865)
Other receivables	4,819,266	-	4,819,266
Members' savings account	39,569,135	-	39,569,135
Members' savings account	41,280,611	-	41,280,611
Payable and accruals	<u>3,303,911</u>	<u>-</u>	<u>3,303,911</u>
Net cash used in operating activities	<u>(47,564,377)</u>	<u>-</u>	<u>(47,564,377)</u>
CASH FLOWS FROM INVESTING ACTIVITIES -			
Property, plant and equipment	(281,268)	-	(281,268)
Financial investments	<u>34,481,608</u>	<u>-</u>	<u>34,481,608</u>
Net cash provided by in financing activities	<u>34,200,340</u>	<u>-</u>	<u>34,200,340</u>
CASH FLOWS FROM FINANCING ACTIVITIES -			
Entrance fee	89,500	-	89,500
Dividend on shares and deposit	(2,899,975)	-	(2,899,975)
Dividend on permanent shares	(567,842)	-	(567,842)
Donation	(60,000)	-	(60,000)
Share transfer account	<u>448,792</u>	<u>-</u>	<u>448,792</u>
Net cash provided by in financing activities	<u>(2,989,525)</u>	<u>-</u>	<u>(2,989,525)</u>
Decrease In Liquid Assets	(16,353,562)	-	(16,353,562)
Cash resource	<u>195,381,340</u>	<u>-</u>	<u>195,381,340</u>
Liquid Asset at End of Year	<u>179,027,778</u>	<u>-</u>	<u>179,027,778</u>



NOTES TO THE FINANCIAL STATEMENTS

31 December 2024

25. RESTATEMENT OF PRIOR YEAR BALANCES CONT'D:

The impact of the restatement of prior balances related to adjustment of effect on the entity's statement of cash flows at 31 December 2022:

	<u>As previously reported</u> \$	<u>Effect of restatement</u> \$	<u>As restated</u> \$
CASH FLOWS FROM OPERATING ACTIVITIES:			
Surplus for the year	9,112,713	(2,082,693)	7,030,020
Adjustments to reconcile net surplus to cash provided by operating activities -			
Depreciation	<u>291,308</u>	<u>-</u>	<u>291,308</u>
Operating cash flows before movement in working capital	9,404,021	(2,082,693)	7,321,328
Changes in operating assets and liabilities			
Members' loan	(89,571,329)	2,082,693	(87,488,636)
Other receivables	(5,765,511)	-	(5,765,511)
Members' savings account	29,171,805	-	29,171,805
Members' savings account	19,693,652	-	19,693,651
Payable and accruals	(354,513)	-	(354,513)
Net cash used in operating activities	<u>(37,421,876)</u>	<u>-</u>	<u>(37,421,876)</u>
CASH FLOWS FROM INVESTING ACTIVITIES -			
Property, plant and equipment	(645,847)	-	(645,847)
Financial investments	(26,505,534)	-	(26,505,534)
Net cash provided by in financing activities	<u>(27,151,381)</u>	<u>-</u>	<u>(27,151,381)</u>
CASH FLOWS FROM FINANCING ACTIVITIES -			
Entrance fee	32,400	-	32,400
Dividend on shares and deposit	(3,571,105)	-	(3,571,105)
Dividend on permanent shares	(333,900)	-	(333,900)
Donation	(60,000)	-	(60,000)
Share transfer account	<u>3,522,424</u>	<u>-</u>	<u>3,522,424</u>
Net cash provided by in financing activities	<u>(410,181)</u>	<u>-</u>	<u>(410,181)</u>
Decrease In Liquid Assets	(64,983,438)	-	(64,983,438)
Cash resource	<u>260,364,778</u>	<u>-</u>	<u>260,364,778</u>
Liquid Asset at End of Year	<u>195,381,340</u>	<u>-</u>	<u>195,381,340</u>



APPROPRIATION OF SURPLUS

Recommendation

	2024	
	\$	\$
Surplus December 31, 2024		12,679,084
Less: Statutory Reserve booked in 2025	2,535,817	
		(2,535,817)
Surplus		10,143,267
Add: Undistributed Surplus 1 st January 2024	(1,686,473)	
Additional projected for distribution 2023	7,004,114	
Actual distribution 2023	(8,206,773)	
	(1,202,659)	
		(2,889,133)
Available for Distribution		7,254,134
Less:		
Additional 40% Statutory Reserves	5,071,634	
Dividend on Permanent Shares @ 5%	323,275	
# of shares 6,465,508		
Additional Interest to be distributed (1.5%)	(849,374)	
Donations	60,000	
		4,605,535
Undistributed Surplus Carried Forward		2,648,599

FIXING OF MAXIMUM LIABILITY

Whereas the Board of Directors is satisfied that the present functions of the credit union can be discharged within the limit of twelve (12) times the Credit Union's capital and reserve.

BE IT RESOLVED THAT as per Article XVI Rule 72, The Board of Directors may incur a liability in Voluntary Shares, deposits and/ or loans from any source on such terms of payment and/ or security as

they think fit; provided that the total liability shall not exceed a ratio of twelve (12) times the Credit Union's Capital and provided that the members in the Annual General Meeting by resolution have fixed the maximum liability that the Board of Directors may incur.

For and on behalf of the Board of Directors:
Natalie Billings



2024 Annual Report

GRACE CO-OPERATIVE CREDIT UNION LIMITED

55th AGM Highlights





2024 Annual Report

GRACE CO-OPERATIVE CREDIT UNION LIMITED

55th AGM Highlights





2024

ANNUAL REPORT

Grace Co-operative Credit Union Limited

TEAM MEMBERS



Miss Camille Cadogan
GENERAL MANAGER



Miss Brittany Williams
Risk & Compliance Officer



Miss Shanna Coley
Accountant



Miss Shadae Cooke
Senior Loan Officer



Miss Kayla Francis
Loan Officer



Mr. Romario Brown
Accounting Officer



Miss Kelliciann McLean
Accounting Clerk



2024 Annual Report

GRACE CO-OPERATIVE CREDIT UNION LIMITED

REPORT OF THE CREDIT COMMITTEE

For The Period Ending 31st December 2024

The Credit Committee is comprised of the following members:

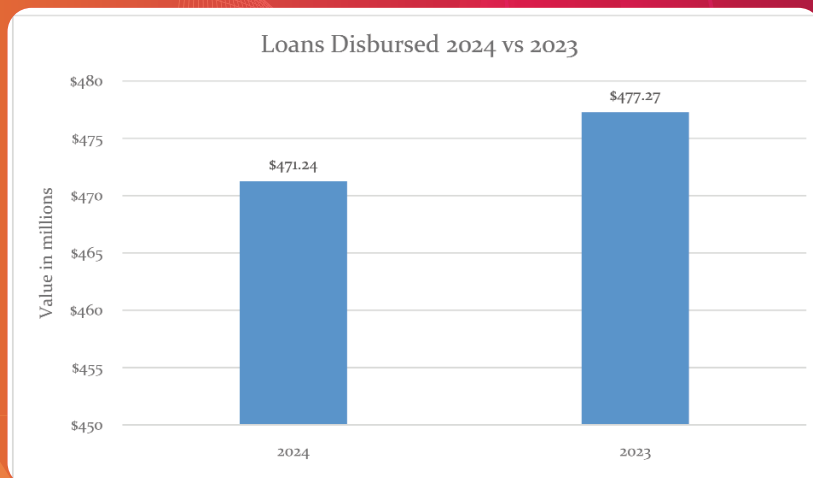
Mrs. Hortense Gregory-Nelson	-	Chairman
Miss Tishan Riley	-	Secretary
Miss Amia Brown	-	Member
Miss Judy-Ann Wright	-	Member
Mrs. Kadeanne Rennie-Hylton	-	Member
Mr. Terence Slater	-	Member
Mr. Kevin Miles	-	Member



Mrs. Hortense Gregory Nelson, Chairperson

LOAN DISBURSEMENT - 2024

The performance of the loan portfolio in 2024 reflected a slight decline year over year in the value of loans disbursed. The total value of loans disbursed in 2024 amounted to \$471,234,429.37, compared to \$477,270,817.00 in 2023. See graph below for a visual representation.



Miss Tishan Riley - Secretary



Miss Judy-Ann Wright



Miss Amia Brown



Mr. Kevin Miles



Mr. Terence Slater



Mrs. Kadeanne Rennie-Hylton



2024 Annual Report

GRACE CO-OPERATIVE CREDIT UNION LIMITED

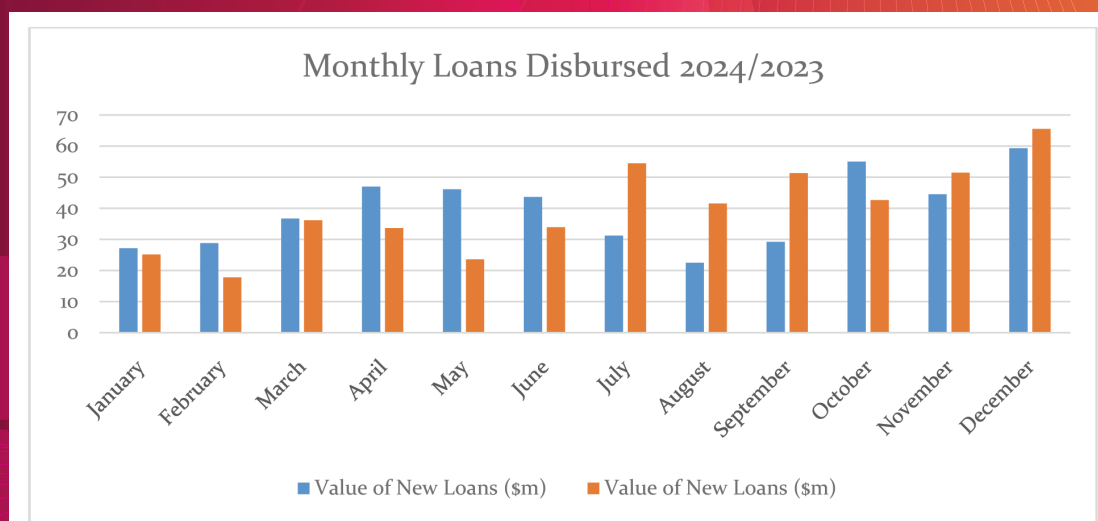
REPORT OF THE CREDIT COMMITTEE *cont'd*

The Credit Union disbursed 1,323 new loans in 2024 and this represents 86 fewer new loans or a decrease of 1 % disbursed over the same period in the previous year - 2023 .See table below.

TOTAL NUMBER & VALUE OF LOANS DISBURSED MONTH BY MONTH - 2024 vs 2023:

VALUE AND NUMBER OF NEW LOANS DISBURSED 2024 VS 2023				
Month	Number of New Loans		Value of New Loans (\$m)	
	2024	2023	2024	2023
January	93	90	\$27.15	\$25.17
February	90	84	\$28.82	\$17.83
March	106	124	\$36.71	\$36.16
April	114	85	\$47.00	\$33.65
May	118	119	\$46.12	\$23.62
June	99	121	\$43.65	\$33.91
July	122	142	\$31.22	\$54.48
August	132	169	\$22.50	\$41.54
September	93	116	\$29.23	\$51.31
October	140	113	\$55.04	\$42.66
November	96	126	\$44.50	\$51.44
December	120	120	\$59.30	\$65.51
Total YTD	1323	1,409	\$471.24	\$477.27

The chart below shows trend in loans disbursed month-by-month for 2024 vs 2023.





REPORT OF THE CREDIT COMMITTEE *cont'd*

During the first half of 2024, the Credit Union saw higher loan disbursements compared to the same period in 2023. From July through December, disbursements declined noticeably relative to 2023, except for October 2024. December 2024 marked the highest monthly disbursement of the year at approximately \$59.29 million, while August recorded the lowest at \$22.50 million.

PORTFOLIO CATEGORIES

The Credit Union's loan performance in 2024 showed mixed results. Despite the lower volume, the average loan amount increased in several months, helping to maintain a relatively stable loan portfolio. The top performers were Motor Vehicle loans and Personal Need loans, Home Improvement & Repair loans and Debt Consolidation.

The table below shows the loans disbursement for the financial year 2024 vs 2023 by category.

LOANS DISBURSED BY CATEGORY JANUARY - DECEMBER 2024 VS 2023

CATEGORY	2024	2023
M/Vehicle-Purchase	233,971,294.09	249,002,382.07
Personal Needs	96,635,848.45	69,183,858.55
Home Imp & Repairs	29,952,750.00	49,901,363.86
Consolidation of debts	16,063,000.00	30,010,836.00
Education Expenses	14,757,610.61	17,756,937.67
Vacation & Travel	13,924,931.65	9,391,197.57
M/Vehicle Repairs/Mtnc. Ins	14,095,324.75	5,747,980.00
Special Vacation Loan (Summer)	8,023,000.00	10,118,296.44
Pay Day Loan	6,974,300.00	4,166,197.50
Home Acquisition	5,000,000.00	8,380,000.00
Investment	200,000.00	4,723,000.00
Christmas Loan	3,150,000.00	3,176,000.00

**REPORT OF THE CREDIT COMMITTEE *cont'd***

CATEGORY	2024	2023
Utilities	67,000.00	1,309,500.00
Furniture & Appliance	8,429,230.00	5,447,000.00
Funeral	442,000.00	550,000.00
Agriculture	450,000.00	0.00
Marriage	500,000.00	1,880,000.00
Medical Expenses	1,708,244.16	2,649,000.00
Easter Loans	3,694,152.85	1,846,900.00
Special Back to School	850,000.00	325,000.00
Technology Loan	200,000.00	359,000.00
Professional Fees	0.00	279,000.00
Line of Credit Facility-Draw Downs	2,034,000.00	178,000.00
Transportation & Haulage	14,000.00	0.00
Refinancing of Loans	10,097,742.81	889,367.87
TOTAL	471,234,429.37	477,270,817.53

The major contributors to the Credit Union loan portfolio in 2024 were:

- Motor Vehicle Purchase loans remained the largest category with \$234.0 million disbursed in 2024, slightly decreasing from \$249.0 million in 2023.
- Personal Needs loans increased significantly by 39.7%, from \$69.2 million in 2023 to \$96.6 million in 2024, reflecting strong demand in this category.
- Home Improvements & Repairs loans decreased by 39.9%, from \$49.9 million in 2023 to \$30.0 million in 2024.
- Consolidation of Debt loans dropped by 46.5%, from \$30.0 million in 2023 to \$16.1 million in 2024.
- Education Expenses loans decreased by 16.9%, from \$17.8 million in 2023 to \$14.8 million in 2024.



REPORT OF THE CREDIT COMMITTEE *cont'd*

- Furniture & Appliances loans increased by 54.8%, from \$5.4 million in 2023 to \$8.4 million in 2024.
- Special Vacation Loan (Summer) disbursements decreased by 20.7%, from \$10.1 million in 2023 to \$8.0 million in 2024.
- Home Acquisition loans declined by 40.3%, from \$8.4 million in 2023 to \$5.0 million in 2024.
- Vacation & Travel loans grew by 48.3%, from \$9.4 million in 2023 to \$13.9 million in 2024.
- Medical Expenses loans decreased by 35.5%, from \$2.6 million in 2023 to \$1.7 million in 2024.

GENERAL

The Credit Union will continue to closely monitor overall loan performance and make necessary adjustments to rates and product offerings to maintain sustainability and to meet the evolving needs of our members. In the face of strong competition from similar institutions, the Credit Union is also committed to exploring innovative strategies to grow its income by attracting additional loans and member investments.

The Credit Union should continue to employ the following initiatives in an effort secure business:

- Constant monitoring of the competitive

environment to ensure that we keep up to date with market conditions.

- Creating and reviewing products to ensure relevance to members' needs and making changes to address those needs.
- Ongoing member education & recruitment program.
- Use of email and Corporate Communications to advertise products.
- Capturing information on system accurately i.e., loan purpose.
- Being proactive in discussing financial options and solutions with members.

The Credit Committee wishes to thank the Board of Directors, the Management and Staff of the Credit Union and other Committee members for their support during the financial year 2024 as together we exercised oversight responsibility for the loans approved by the Credit Union. A special thank you to our members for their support during the year and we look forward to their continued support in 2025.

Hortense Gregory-Nelson
Chairperson



2024 Annual Report

GRACE CO-OPERATIVE CREDIT UNION LIMITED

REPORT OF THE SUPERVISORY COMMITTEE

For Year Ended December 2024

The Supervisory Committee oversees the internal audit function carried out by Centralized Strategic Services Limited (CSSL), a member of the Jamaica Co-operative Credit Union League (JCCUL). It is responsible for evaluating the effectiveness of internal controls and risk management practices. The committee reports to the Board of Directors, ensuring that risks are properly managed. Additionally, it monitors regulatory controls and operational vulnerabilities within Grace Cooperative Credit Union (GCCU). Committee members were elected at the last Annual General Meeting (AGM) and, following the necessary regulatory meeting, assumed their respective roles:

Dr. Colleen Bancroft	-	Chairperson
Ms. Althea Hibbert	-	Secretary
Ms. Latoya Gooden	-	Member
Ms. Stacy-Ann Taylor	-	Member
Ms. Alleya Stephenson	-	Member

The audits planned and scheduled for 2023 - 2024 were conducted by CSSL and the Supervisory Committee, focusing on the following areas:

- 1) AML/CFT Review
- 2) Collateralized Securities Review

Audit findings generated from various reviews are being addressed by management and tracked periodically by the Committee to verify that audit findings are implemented in a timely manner. Management submits a Monthly Management Update (MMU) report using the TeamMate Plus application to the GraceKennedy Limited Audit Committee through its Group Internal Audit Department.

We wish to sincerely thank the Board of Directors, Credit Committee, Management Team and the courtesies extended by the members of staff of the Credit Union during the year in enabling us to perform our task.

Finally, thank you to the members of this committee for serving in their respected capacities as outlines.

Ms. Althea Hibbert
Secretary



Dr. Colleen Bancroft, Chairperson



Miss Althea Hibbert, Secretary




Miss Alleya Stephenson



Miss Latoya Gooden



Miss Stacy-Ann Taylor



REPORT OF THE NOMINATING COMMITTEE

to the 56th Annual General Meeting

In accordance with Article 12 Rule #63 (i) the Board of Directors of Grace Co-operative Credit Union Limited appointed a Nominating Committee, which comprised the following persons:

- | | | |
|------------------------|---|-----------------------------|
| Mr. Damian Lovelace | - | Chairperson |
| Miss Camille Cadogan | - | Secretary |
| Miss Brittany Williams | - | Risk and Compliance Officer |

The Nominating Committee reports as follows:

Board of Directors

Not Retiring

Miss Fellechia Francis
Mrs. Natalie Billings
Mr. Damian Lovelace
Mr. Kevin Webster
Miss Maria Lewis

Recommended

Miss Fellechia Francis
Mrs. Natalie Billings
Mr. Damian Lovelace
Mr. Kevin Webster
Miss Maria Lewis

Term

1 year
1 year
1 year
1 year
1 year

Retiring

Mr. Samuel Shelton
Dr. Stanley Beckford
Miss Melisha Gordon
Mrs. Marsha Cope-Riley

Recommended

Mr. Samuel Shelton
Mr. Terence Slater
Miss Melisha Gordon
Mrs. Marsha Cope-Riley

Term

2 years
2 years
2 years
2 years

Credit Committee

Not Retiring

Miss Amia Brown

Recommended

Miss Amia Brown

Term

1 year



REPORT OF THE NOMINATING COMMITTEE *cont'd*

Credit Committee (*cont'd*)

Not Retiring

Mrs. Kadeanne Rennie-Hylton
Miss Tishan Riley
Mr. Kevin Miles

Recommended

Kadeanne Rennie-Hylton
Miss Tishan Riley
Mr. Kevin Miles

Term

1 year
1 year
1 year

Retiring

Mrs. Hortense Gregory-Nelson
Miss Judy-Ann Wright
Mr. Terence Slater

Recommended

Miss Shanique Plummer
Miss Judy-Ann Wright
Miss Winsome Anderson

Term

2 years
2 years
2 years

Supervisory Committee

Retiring

Miss Latoya Gooden
Dr. Colleen Bancroft
Miss Stacy-Ann Taylor
Miss Alleya Stephenson
Miss Althea Hibbert

Recommended

Miss Latoya Gooden
Dr. Colleen Bancroft
Miss Stacy-Ann Taylor
Miss Alleya Stephenson
Miss Althea Hibbert

Term

1 year
1 year
1 year
1 year
1 year

Delegates to the League and other Societies

To be determined by the Board and Manager

Camille Cadogan (Ms.)

Secretary



Shanique Plummer

Miss Shanique Plummer, GraceKennedy Ltd. Treasury Analyst, brings a strong foundation in financial analysis and corporate finance. She holds a Bachelor of Science degree and has earned the Financial Modeling & Valuation Analyst certification from the Corporate Finance Institute. With a keen eye for detail and a passion for financial strategy, Shanique plays a vital role in managing treasury operations and supporting business growth. Her commitment to continuous learning and excellence positions her as a valuable asset at Grace Co-operative Credit Union as a Credit Committee Member.



Winsome Anderson

Miss Winsome Anderson is a seasoned Business Development Officer at GraceKennedy Financial Group. With a strong background in accounting and finance, she has a proven track record of driving growth and operational excellence. She blends strategic vision with hands-on expertise in financial services, demonstrating strong leadership and a forward-thinking approach. In recognition of her outstanding leadership, Winsome was honoured with the LEAP Award in 2020 for People Leadership/Supervisor Excellence.



Terence Slater

Mr. Terence Slater is the Regional Manager for GraceKennedy Payment Services with over 20 years of experience in the planning and execution of commercially viable projects. He is a team-oriented, growth-focused commercially savvy business leader who has contributed to cumulative revenue growth of more than 25% over a three-year period. Mr. Slater holds a MBA in International Business from the University of the West Indies and a Bachelor of Science in International Relations and Economics.



ATTENDANCE REGISTER

55th Annual General Meeting - July 30, 2024

- | | | |
|----------------------------|-----------------------------|---------------------------|
| 1. Aggrey Palma | 24. Cleveland Wright | 47. Ian Carlyle |
| 2. Alexis Cornwall | 25. Colleen Bancroft | 48. Jana Rose |
| 3. Alicia Williams | 26. Collin scott | 49. Janai Shelton |
| 4. Aliya Reid | 27. Cordell Daley | 50. Janielle Stewart |
| 5. Alleya Stephenson | 28. Corine Notice Parkes | 51. Jason Bailey |
| 6. Amia Brown | 29. Dale Beckford | 52. Jellisa Martin Wynter |
| 7. Andrew Coulton | 30. Damian Lovelace | 53. Jody-Ann Barnett |
| 8. Ashlei A. Samuels | 31. David Clarke | 54. Jody-Ann Hutchinson |
| 9. Audrey Plowright | 32. David Dean | 55. Josh Pratt |
| 10. Ayen Crooks | 33. Demone Francis | 56. Judy-Ann Wright |
| 11. Ayesha Cooke | 34. Denise Darlington | 57. Julian Marriott Green |
| 12. Befekadu Russell | 35. Dionne Rhoden | 58. Kadeanne Hylton |
| 13. Beverley Wright | 36. Donovan Stephenson | 59. Kamaal Johnson |
| 14. Brittany Williams | 37. Dorrette Gordon | 60. Kamille Williams |
| 15. Camille Cadogan | 38. Dr. Stanley A. Beckford | 61. Karen Walker |
| 16. Chadd Coore | 39. Fellechia Francis | 62. Karla Allen |
| 17. Chantal Hall | 40. Fitzroy Blake | 63. Karlene Burgess |
| 18. Cheryl Lym | 41. George Henry | 64. Kaydonna Stephenson |
| 19. Christine Davidson | 42. Geta Birthfield | 65. Kelliciann Mclean |
| 20. Christopher Bond | 43. Gracian Grant | 66. Kenny-Dee Bryon |
| 21. Christopher Myers | 44. Gregory Farquharson | 67. Kerline Redwood |
| 22. Clare Wilson | 45. Hortense Gregory Nelson | 68. Kevaun Birthfield |
| 23. ClaudetteFacey-Redwood | 46. Howard Forbes | 69. Kevin Miles |



ATTENDANCE REGISTER *cont'd*

70. Kevin Webster	93. Monique Morgan-Thomas	116. Shanna Wiggan Gordon
71. Kwame Sutherland	94. Monique Williams	117. Shanna-Gay McLean
72. Laila Watt	95. Morette Wright	118. Sharnad Tulloch
73. Latoya Gooden	96. Nadine Butler	119. Sha-Tara Carter
74. Lenworth Beckford	97. Nesta Jackson	120. Shauna Douglas
75. Leonie Wiggan	98. Nicholas Weir	121. Shaval Smith
76. Loreen Grace	99. Nicole Thomas	122. Sherice Allen
77. Lorna Reynolds Minott	100. Norma Christie King	123. Stacy Ann Hamilton
78. Lorne Phillips	101. Orville Levence	124. Storm Daley
79. Makeda Allen	102. Pauline Woodburn Williams	125. Tafara Raby
80. Makeda Scott	103. Renardo Peddie	126. Tena Fernandez
81. Malik Alexander	104. Richard Riley	127. Terence O. Slater
82. Maria Lewis	105. Robert Walker	128. Terry-Ann Grant Thompson
83. Marie Simmonds	106. Romario Brown	129. Tiffany Johnson
84. Marlon Thompson	107. Roy Lee	130. Tishan Riley
85. Marsha Cope Riley	108. Sabrina Watson	131. Trishell Barrett
86. Marsha Lindsay	109. Samuel Sheldon	132. Veronica Wade
87. Matthew Taylor	110. Sashall Williams	133. Waynette Brown-Campbell
88. Melisha Gordon	111. Sashana Bernard	134. Winsome Anderson
89. Michelle Lyew Sang	112. Shadae Cooke	
90. Michelle Mason	113. Shane Billings	
91. Moneshe Hutchinson	114. Shanique Plummer	
92. Monique Henry	115. Shanna Coley	



CONTACT PERSONS LIST

COMPANY

Hardware & Lumber Limited
Allied Insurance Brokers Limited
Carib Star Shipping
CMA CGM (Jamaica) Limited
Dairy Industries (Ja) Limited
First Global Bank
Grace Agro Processors
NALCAN
UNIBEV
GFP Meat
Grace Foods International
Grace Foods Central
Gateway Shipping International
GraceKennedy Remittance Services
Hi-Lo Food Stores
GK General Insurance Company Ltd.
Kingston Wharves Limited
World Brands Services
Kingston Freeport Terminal Limited
Corporate Communication
Corporate HR Dept
GK Financial Group
Customer Service/Credit Dept. (GFS)
Facilities Management
Grace Food & Services
Grace & Staff Community Dev.
Group Secretariat
Perez Y Cia (Ja) Limited
tTech Limited
Logistical Distribution & Services Ltd.
Consumer Brands Limited
Key Insurance Company Ltd.
UMS

NAME

Miss Dorrette Gordon
Miss Mizan Mitchell
Miss Lecia Bennett
Miss Carolyn Bell
Miss Colleen Bancroft
Miss Judene Josephs
Mrs. Hyacinth Alexander
Mrs. Hyacinth Alexander
Mrs. Hyacinth Alexander
Miss Lois Hudson
Miss Sheryl Hamilton
Miss Sheryl Hamilton
Mr. Loxley Tulloch
Miss Stacy-Ann Nelson
Miss Lorraine Robinson
Miss Kaydene DeSilva
Miss Denise Walcott-Samuels
Miss Marcia Daley
Miss Caron Anderson
Miss Veronica Wade
Miss Mikhaila Lewars
Miss Tiffany Stevens
Mr. Damian Lovelace
Mr. David Dean
Mrs. Waynette Brown-Campbell
Miss Sandrina Davis
Mrs. Lavern Llewellyn
Miss Keisha Bisnott
Miss Moneshe Hutchinson
Miss Janet Smith
Mr. Kenny-Dee Bryan
Miss Kaydene DeSilva
Miss Tasha Nembhard



Notes

